

**LIMITED SITE ASSESSMENT (LSA) REPORT
PROBE 179 INVESTIGATION AREA**

for

Marine Corps Air Station – New River, NC

Baker

Virginia Beach, VA

Contract No. FA8903-04-D-8684-0003

APRIL 2008

Limited Site Assessment Report

A. Site Identification

DATE OF REPORT: 4/28/2008

Facility I.D.: V-002740

UST Incident Number (if known):

Site Name: New River Rapid Refuel System

Building: AS-511

Site Location: Marine Corps Air Station

Nearest City/Town: Jacksonville

County: Onslow

UST Owner: Marine Corps Base Camp Lejeune (USMC)

Address: PSC Box 20004, Attn: EMD, Camp Lejeune MCB, NC 28542

Phone: 910-451-9660

UST Operator: Marine Corps Air Station, New River, Fuels Division (USMC)

Address: Building AS-140, Attn: Fuels Officer, MCAS New River, NC 28545

Phone: 910-451-9660

Property Owner: Commanding Officer, MCB Camp Lejeune

Address: PSC Box 20004, Camp Lejeune MCB, NC 28542

Phone: 910-451-9660

Property Occupant: Marine Corps Air Station, New River, Fuels Division (USMC)

Address: Building AS-140, Attn: Fuels Officer, MCAS New River, NC 28545

Phone: 910-451-9660

Consultant/Contractor: Michael Baker Jr., Inc.

Address: 100 Airside Drive, Moon Township, PA 15108

Phone: 412-269-6300

Release Information

Date Discovered: Confirmed 10/26/07

Latitude: 34.42.39

Longitude: 77.26.46

Estimated Quantity of Release: Unknown

Cause of Release: A single pipeline joint was found leaking following Tracer© pipeline testing along the JP-5 transfer pipeline leading to the New River Air Station Rapid Refuel System.

Source of Release (e.g., Piping/UST): 6-inch Fiberglass Transfer Pipeline

Sizes and contents of UST system(s) from which the release occurred): The New River Air Station contains a JP-5 fueling system consisting of: the Campbell Street Bulk Fuel Farm, six Underground Storage Tanks at the Rapid Refueler System, and approximately 4,000 feet of 6-inch single wall fiberglass underground transfer piping and 1000 feet of 8-inch stainless steel transfer piping. In a typical month approximately 350,000 gallons of JP-5 is transferred and in a typical year approximately 3.8 million gallons of JP-5 is transferred to the Rapid Refueler System.

I, Joseph H. Burawa, a Licensed Geologist in the State of North Carolina (#2120), for Michael Baker Jr., Inc., a Licensed Corporation in the State of North Carolina (C-372), do certify that the information contained in this report is correct and accurate to the best of my knowledge.

Signed



Date

4/28/08

B. Risk Characterization

Limited Site Assessment Risk Classification and Land Use Form

Part I – Groundwater/Surface Water/Vapor Impacts

High Risk

1. Has the release contaminated any water supply well including any well used for non-drinking purposes? YES/NO
2. Is a water supply well used for drinking water located within 1,000 feet of the source area of the release? YES/NO
3. Is a water supply well not used for drinking water (e.g., irrigation, washing cars, industrial cooling water, filling swimming pools) located within 250 feet of the source area of the release? YES/NO
4. Does groundwater within 500 feet of the source area of the release have the potential for future use (there is no other source of water supply other than the groundwater)? YES/NO
5. Do vapors from the release pose a threat of explosion because of accumulation of the vapors in a confined space or pose any other serious threat to public health, public safety or the environment? YES/NO

If yes, describe.

6. Are there any other factors that would cause the release to pose an imminent danger to public health, public safety, or the environment? YES/NO
- If yes, describe.
-

Intermediate Risk

7. Is a surface water body located within 500 feet of the source area of the release? YES/NO

If YES, does the maximum groundwater contaminant concentration exceed the surface water quality standards and criteria found in 15A NCAC 2B .0200 by a factor of 10? YES/NO

8. Is the source area of the release located within an approved or planned wellhead protection area as defined in 42 USC 300h-7(e)? YES/NO
- If yes, describe. **Not Applicable**
-

9. Is the release located in the Coastal Plain physiographic region as designated on a map entitled “Geology of North Carolina” published by the Department in 1985? YES/NO
-

If YES, is the source area of the release located in an area in which there is recharge to an unconfined or semi-confined deeper aquifer that is being used or may be used as a source of drinking water? YES/NO

If YES, describe. **The deeper aquifer found under MCAS New River is the Castle Hayne Aquifer. The Castle Hayne aquifer is roughly 35 feet bgs and is separated from the surficial aquifer by clay, sandy clay and silt beds averaging 10 feet thick that forms a semi-confining**

Limited Site Assessment Report

unit. The Castle Hayne aquifer extends to a depth of generally 350 feet bgs. Underlying the Castle Hayne aquifer is a confining unit that separates it from the Beaufort Aquifer.

10. Do the levels of groundwater contamination for any contaminant exceed the gross contamination levels (see Table 9) established by the Department? YES/NO

Part II - Land Use

Property Containing Source Area of Release

The questions below pertain to the property containing the source area of the release.

1. Does the property contain one or more primary or secondary residences (permanent or temporary)? YES/NO
Describe. **Residences do not exist within 3600 feet of the leak site.**

2. Does the property contain a school, daycare center, hospital, playground, park, recreation area, church, nursing home, or other place of public assembly? YES/NO
Describe. **Public assembly sites are over 4000 feet away from the leak site. The leak is located in the industrial portion of the base.**

3. Does the property contain a commercial (e.g., retail, warehouse, office/business space, etc.) or industrial (e.g., manufacturing, utilities, industrial research and development, chemical/petroleum bulk storage, etc.) enterprise, an inactive commercial or industrial enterprise, or is the land undeveloped? YES/NO
Describe. **Industrial Area, Federal Military Base**

4. Do children visit the property? YES/NO
Explain. **Children are only permitted in the residential areas of the property. No children are permitted at the Air Station within the active flight line where the leak site was located.**

Is access to the property reliably restricted consistent with its use (e.g., by fences, security personnel or both)? YES/NO
Explain. **The source area is located on a fenced military base, which prevents unauthorized access.**

5. Do pavement, buildings, or other structures cap the contaminated soil? YES/NO
Describe. **It does not appear that impacted soil is beneath the asphalt taxiways and concrete tarmac.**

If yes, what mechanisms are in place or can be put into place to ensure that the contaminated soil will remain capped in the foreseeable future? **Not applicable**

6. What is the zoning status of the property?
The property is a located on a Federal Military Base.

7. Is the use of the property likely to change in the next 20 years? YES/NO
Explain. _____

Limited Site Assessment Report

Property Surrounding Source Area of Release

The questions below pertain to the area within 1,500 feet of the source area of the release (excludes property containing source area of the release):

1. What is the distance from the source area of the release to the nearest primary or secondary residence (permanent or temporary)? 3600 feet
2. What is the distance from the source area of the release to the nearest school, daycare center, hospital, playground, park, recreation area, church, nursing home or other place of public assembly? 4100 feet
3. What is the zoning status of properties in the surrounding area?
The areas surrounding the property are a Federal Military Base.
4. Briefly characterize the use and activities of the land in the surrounding area. Land use in the immediate area is a 24-hour a day Marine Corps Air Station. Active aircraft movement and maintenance activities occur on a daily basis. Hangers are located to the west of the rapid refueler and the site is located within the flight line.

C. Receptor Information

1. Water Supply Wells

There are no water supply wells within 1,500 feet of the subject site.

2. Public Water Supplies

Are public water supplies available within 1,500 feet of the source area of the release? YES/ NO
If yes, where is the location of the nearest public water lines and the source(s) of the public water supply (indicate on map). Describe. Not applicable

3. Surface Water

Identify all surface water bodies (e.g., ditch, pond, stream, lake, and river) within 1,500 feet of the source area of the release. This information must be shown on the USGS topographic map.
There are no surface water bodies within 1,500 feet of the source area of the release. See Figure 1, Site Location Map.

4. Wellhead Protection Areas

Identify all planned or approved wellhead protection areas (e.g., ditch, pond, stream, lake, and river) within 1,500 feet of the source area of the release. This information must be shown on the USGS topographic map. Wellhead protection areas are defined in 42 USC 300h-7(e).
There are no planned or approved wellhead protection areas within 1,500 feet of the source area of the release.

5. Deep Aquifers in the Coastal Plain Physiographic Region:

MCAS New River is located in the Tidewater region of the Atlantic Coastal Plain Province. Deep aquifers that are found under MCAS New River are the Castle Hayne and Beaufort Aquifers. The Castle Hayne Aquifer is roughly 35 feet bgs and is separated from the surficial aquifer by clay, sandy clay and silt beds averaging 10-feet thick that form a semi-confining unit. The Castle Hayne Aquifer extends to a depth of generally 350 feet bgs.

Underlying the Castle Hayne Aquifer is a confining unit that separates it from the Beaufort Aquifer.

NOTE: This requirement only pertains to releases in the Coastal Plain physiographic region as designated on a map entitled "Geology of North Carolina" published by the Department in 1985.

6. Subsurface Structures:

Utilities and pipelines surround the area with an average depth of 4-7 feet.

7. Property Owners and Occupants:

The subject site is owned and operated by the commanding officer – Marine Corps Base, Camp Lejeune. See Table B-6.

D. Site Geology and Hydrogeology

Topography and Physiography:

The surface topography at the investigation area is relatively flat and is located in the Coastal Plain Physiographic Region. The topography of the MCAS New River ranges from approximately 16 to 24 feet above mean sea level. Drainage ditches located to the west parallel both the tarmac and taxiway and create an elevation drop of approximately 5 feet. No surface water features exist within 1,500 feet of the source area.

Geology/Hydrogeology:

The geology at MCAS is comprised of unconsolidated sedimentary deposits that consist of interbedded sands, silts, clays, calcareous clays, shell beds, and limestone. These sediments of Cretaceous and Tertiary age are layered in interfingering beds and lenses that thicken to the southeast to a combined thickness of approximately 1,500 feet. They were deposited in marine or near shore environments and overlie igneous and metamorphic basement rocks of pre-Cretaceous age (Cardinell, et al). The Tertiary surficial deposits in the area consist of Belgrade Formation that consists of clay, sandy clay, and silt beds and is part of the Castle Hayne confining unit. The Belgrade Formation tends to be semi-confining in nature because it is laterally discontinuous. The thickness of the unit ranges from approximately 0 to 25 feet and typically averages 9 feet where present. The River Bend Formation underlies these deposits and consists of sand, cemented shells, and limestone and makes up the Castle Hayne Aquifer. The upper portion of the formation consists of calcareous sands with some thin clay and silt beds. The lower portions of the formation consist of partially unconsolidated Cretaceous limestone and sandy limestone interbedded with clay and sand (Cardinell, et al).

Lithologic descriptions of the results from the direct push rig borings at Release Area 179 resulted in surficial layers of silty sand overlying clayey sandy silt which overlie a basal sand layer as the predominant soil unit.

Water levels at the investigation area were collected March 28 2008 and ranged from approximately 9.9 to 11.2 feet below ground surface. Groundwater contours for that date are shown on Figure 4. Groundwater flow direction at Release Area 179 is predominantly to the northwest.

E. Sampling Results

Phase I Investigation

A Phase I investigation includes the installation of one monitoring well in the source area of a release. Soil samples are to be collected every five feet in the unsaturated zone and should be analyzed in accordance with the methods specified in Table 5 (Analytical Methods for Petroleum Contaminated Soil). If the water table is encountered at 25 feet or greater from the land surface, samples for laboratory analysis should be collected every 10 feet in the unsaturated zone.

Site Investigation - Geoprobe Soil Samples:

Soil samples were collected on either side of the JP-5 pipeline in the direct vicinity of the repaired leak area. Soil samples were collected from areas above the water table, which occurred at approximately 9 feet below ground surface. These samples were collected using a Geoprobe drilling rig operated by T. N. and Associates, Inc. using 4-foot disposable acetate sleeves. Geoprobe cores were screened using a photoionization detector (PID) and samples were collected just above the water table and in area with elevated PID measurements. Samples were submitted to Test America, Inc. of Savannah, Georgia (STL-Savannah) and were analyzed for volatile organic compounds (VOCs), semi-volatile organic compounds (SVOCs), oil and grease, volatile petroleum hydrocarbons (VPHs), and extractable petroleum hydrocarbons (EPHs). It should be noted that the VPH and EPH analysis were completed using the Massachusetts Department of Environment (MADEP) methods described on the Memorandum dated October 4, 1999.

Nature and Extent of Contamination –Geoprobe Soil Samples:

A total of nine (9) soil samples were collected from multiple locations throughout investigation area for this Limited Site Assessment. All of the soil samples were collected from depths ranging between 4 and 8 feet bgs. A list of the compounds detected in the soil samples is presented in Table B-3.

Release Area 179

No VOCs were detected at Release Area 179 in the soil samples collected during the LSA as is shown in Table B-3.

There were no detections of SVOCs that exceeded the residential or industrial/commercial MSCC. A summary of the SVOC detections in soil samples is shown in Table B-3 for Release Area 179.

The VPH results were reported as C5-C8 aliphatics, C9-C12 aliphatics, and C9-C10 aromatics. The EPH results were reported as C9-C18 aliphatics, C19-C36 aliphatics, and C11-C22 aromatics. No VPH or EPH was detected in the soil samples collected during the LSA.

Oil and grease was analyzed by the laboratory at six of the nine soil samples. None of these samples reported a detection above the reporting limit for oil and grease.

Limited Site Assessment Report

1. Describe any groundwater sampling from the source area monitoring well(s). Use maps and tables whenever possible:

Site Investigation - Groundwater:

One monitoring well (USTAS511MW-13) was installed north of the fuel transfer line at Release Area 179 and one monitoring well was installed south (USTAS511MW-12) of the fuel transfer line. In addition, one existing well (USTAS512-MW4) was sampled due to its proximity to the leak. Newly installed monitoring wells were drilled using a Geoprobe 6620 tracked rig operated by T.N. and Associates, Inc. on March 26 and 27, 2008. The monitoring wells were installed using Geoprobe® 1.5-inch pre-packed well screens. Typically, the borings were advanced to approximately 5 feet below the ground water surface. Wells were installed with 10 feet of screen to straddle the water table and show any accumulated free product on the water table surface.

The monitoring wells were developed following installation using a peristaltic pump and dedicated tubing on March 27, 2008. The objectives of the well development were to remove very fine-grained sediment in the filter pack and nearby formation to minimize groundwater sample turbidity and silting of the well. Generally, water removal continued until the groundwater appeared to clear of fine sediments.

Groundwater levels were measured using an electric interface probe and collected prior to the sampling event conducted on March 28, 2008. These water levels collected on March 28, 2008 were used to construct a groundwater contour map, see Figure 4. Water levels were measured from the top of the PVC riser. Newly installed wells by Baker were constructed according to North Carolina Well Construction Standards (NCAC 15A 2C). Depths to water and floating product were measured to the nearest 0.01-foot. No light, non-aqueous phase liquids (LNAPLs) were detected in the monitoring wells.

Monitoring wells were purged and sampled on March 28, 2008 using a peristaltic pump and dedicated tubing. During sample collection, pH, temperature, and specific conductance were measured and recorded in the field book. The groundwater samples were analyzed for VOCs, SVOCs, EPH, and VPH.

Nature and Extent of Contamination - Groundwater:

A total of three groundwater samples were collected from new and existing monitoring wells. Groundwater analytical data is compared to the North Carolina Groundwater (2L) Quality Standards and NC Gross Contamination Levels (GCLs).

Release Area 179

Three VOCs (bromodichloromethane, chloroform, and chloromethane) were detected in the groundwater samples. No VOCs were detected in USTAS511-MW-12. Bromodichloromethane and chloroform were detected in USTAS511-MW-13 and chloromethane was detected in USTAS512-MW-4. The chloroform value was reported at 5 ug/l, which is above the 2L Standard of 1 ug/l. Although, chloroform would not be considered a common component of JP-5 jet fuel, it may be a component of an additive to the jet fuel. However, in combination with the other chloromethanes detected, it may indicate a water line leak from the line in the area. The chloromethanes may be a result of publicly treated water by chlorination. It should also be noted that USTAS512-MW-4 is located upgradient of the leak,

Limited Site Assessment Report

which further validates its disassociation with JP-5 fuel. Additionally, USTAS511-MW-13 is located close to the edge of the tarmac. Runoff from publicly treated (adding chlorine for disinfection) water used to wash aircraft may have contributed to the VOC detections in USTAS511-MW-13.

No SVOCs were detected within the samples collected at the monitoring wells. In addition, no detections were reported using the MADEP VPH and EPH testing methods for aliphatics or aromatic hydrocarbon chains.

2. Monitoring well construction information
See Table B-7.
-

Phase II Investigation (If required)

The Phase II investigation includes the installation of four additional monitoring wells to be installed as follows: one upgradient of the source of contamination, two downgradient of the source of contamination, and one vertical extent well immediately downgradient of the source but within the area of contamination. The upgradient and downgradient wells must be placed so that groundwater flow direction can be determined.

1. Monitoring well construction information
See Table B-7.
 2. Describe any groundwater sampling from the monitoring well(s). Use maps and tables whenever possible:
See Figure 4 and Table B-4
-

F. Conclusions and Recommendations

Soil and groundwater samples were collected on either side of the JP-5 fuel transfer line in the immediate vicinity of the leak. No soil samples detected VOCs, SVOCs, or VPH/EPH above the maximum soil contamination concentrations for residential, industrial, or soil to groundwater criteria. The investigation did not indicate impact from the release above the North Carolina 2L Standards or Gross Contaminant Levels for groundwater, with the exception of chloroform, which is not suspected as a component of the JP-5 jet fuel. The release site, although located in the Coastal Province, are greater than 1500 feet from water supply wells, surface water bodies, and residences. It is recommended that the release be classified as low risk.

G. Free Product Investigation/Recovery (if applicable)

No free product was discovered in monitoring wells.

H. Site History:

The following activities were performed during the LSA field investigation:

- Survey
- Soil Investigation
- Groundwater Investigation

I. Figures (Please attach the following figures)

7½ minute USGS topographic quadrangle map copy showing an area within a 1,500-foot radius of the source area of the release and depicting the site location, all water supply wells, public water supplies, surface water intakes, surface water bodies, designated well head protection areas, and areas of recharge to deeper aquifers in the Coastal Plan that are or may be used as a source for drinking water.

See Figure 1

7½ minute USGS topographic quadrangle map copy showing an area within a 1,500-foot radius of the source area of the release and depicting the site location as well as all schools, day care centers, hospitals, playgrounds, parks, recreation areas, churches, nursing homes, or other places of public assembly. Also identify the zoning status of the area within the 1,500-foot radius.

Not applicable, zoned a Federal Military Base

Site map with UST systems location(s) including piping and pump islands, site boundaries, buildings, named roads, subsurface utilities, basements, adjacent properties, scale, and north arrow.

See Figures 1 and 2

Site map showing the results of all soil sampling conducted. Indicate sample identifications, sample locations, sampling depths, and analytical results.

See Figures 2 and 3

Site map showing the results of all groundwater sampling conducted. Indicate sample identifications, sample locations, monitoring well identifications, and analytical results.

See Figures 2 and 4

Site map showing the elevation of groundwater in the monitoring wells and the direction of groundwater flow.

See Figure 4

J. Other Information (Please attach the following information)

Well construction logs and lithologic descriptions;

Well construction logs are included in Appendix A.

Site Survey:

A survey of the investigation points was completed by Lanier Surveying Company, Jacksonville, North Carolina. Sample location survey activities included recording the horizontal location, to the nearest 0.1-foot, and vertical elevation to the nearest 0.01-foot for the borings and monitoring wells. Existing monitoring wells at the Rapid Refueling System Area were used as reference points and enabled this survey to be tied into the existing grid.

Well construction records (Table B-7);

Construction records are included on Table B-7 and in Appendix A.

Limited Site Assessment Report

Field measurements (e.g., pH, specific conductivity, and temperature) made during groundwater sampling);

Indicator parameters were collected during the sampling event and included pH, specific conductivity, and temperature. The following table presents the indicator parameters at the seven well locations at the time of sampling;

	pH	Specific Conductance (mS/cm ²)	Temperature (°C)	Turbidity (NTU)
USTAS512MW4	4.14	0.178	17.48	10.64
USTAS511MW-12	4.35	0.271	19.12	140
USTAS511MW-13	4.49	0.286	18.81	59

Standard procedures used at site for sampling, field equipment decontamination, field screening, etc.;

IDW:

Investigative derived waste (IDW) generated and containerized during the field investigation included the one 55-gallon drum of temporary well purge water and decontamination water. No soil cuttings were generated during well installation using direct-push technology.

Field decontamination:

Field decontamination procedures for drilling equipment, the interface probe and meters were developed to reduce the potential for cross-contamination between temporary wells.

All drilling equipment (push rods and drive point) decontamination procedures included:

- **Steam cleaning to remove residual material**

Interface probe and meter decontamination procedures included:

- **Wash equipment in potable water with low phosphate soap (alconox or liquinox solution) to remove residual material**
- **Rinse with distilled water**
- **Shake vigorously and air dry (or dry with clean paper towel)**

Field equipment was calibrated at the start of each workday and periodically thereafter to ensure that the equipment was functioning properly and that accurate field data were collected. The YSI™ meter, which collects field measurements for pH, specific conductivity, and temperature was calibrated daily or more frequent as deemed necessary by field personnel. Specific calibration procedures were performed in accordance with manufacturer's reference manual(s).

Disposal manifests

The IDW drum was disposed at an on Base oil/water separator by Military and Environmental Construction, Inc. (MEC); therefore, no manifests have been provided.

Limited Site Assessment Report

All laboratory reports and chain-of-custody documents.

Laboratory reports are included in Appendix C. Chain-of-custody documents are included in Appendix C.

Baker

Michael Baker Jr., Inc.
TABLES

SITE HISTORY

Table B- 2 UST Owner/Operator Information (most recent first)

UST ID Number	Name of Owner or Operator	Dates of Ownership / Operation [(m/dd/yy) to (m/dd/yy)]	Owner or Operator?
T4	U. S. Marine Corps	2006 to Present	Both
Address		Telephone Number	
PSC Box 20004, Attn:EMD, Camp Lejeune MCB, NC 28542		1-910-451-9660	
UST ID Number	Name of Owner or Operator	Dates of Ownership / Operation [(m/dd/yy) to (m/dd/yy)]	Owner or Operator?
T1	U. S. Marine Corps	1994 to Present	Both
Address		Telephone Number	
PSC Box 20004, Attn:EMD, Camp Lejeune MCB, NC 28542		1-910-451-9660	
UST ID Number	Name of Owner or Operator	Dates of Ownership / Operation [(m/dd/yy) to (m/dd/yy)]	Owner or Operator?
T2	U. S. Marine Corps	1994 to Present	Both
Address		Telephone Number	
PSC Box 20004, Attn:EMD, Camp Lejeune MCB, NC 28542		1-910-451-9660	
UST ID Number	Name of Owner or Operator	Dates of Ownership / Operation [(m/dd/yy) to (m/dd/yy)]	Owner or Operator?
T3	U. S. Marine Corps	1994 to 2006	Both
Address		Telephone Number	
PSC Box 20004, Attn:EMD, Camp Lejeune MCB, NC 28542		1-910-451-9660	
UST ID Number	Name of Owner or Operator	Dates of Ownership / Operation [(m/dd/yy) to (m/dd/yy)]	Owner or Operator?
Address		Telephone Number	

Table B-3
Summary of Soil Sampling Results

Date 4/28/08

Incident Number and Name: Building AS-511 Probe 179

Facility ID# V-002740

Analytical Method (e.g., VOC by EPA 8260) →			VOC 8260	SVOC 8270	SVOC 8270	SVOC 8270	SVOC 8270	SVOC 8270	SVOC 8270	SVOC 8270	SVOC 8270	SVOC 8270
Sample ID	Contaminant of Concern →		8260/5035A Volatile Organics	Anthracene	Benzo(a)anthracene	Benzo(a)pyrene	Benzo(b)fluoranthene	Benzo(g,h,i)perylene	Benzo(k)fluoranthene	Chrysene	Dibenz(a,h)anthracene	Fluoranthene
	Date Collected (mm/dd/yy)	Sample Depth (ft bgs)										
SBA1-56	3/26/2008	5 to 6	ND	<0.0144	<0.0144	<0.0144	<0.0144	<0.0144	<0.0144	<0.0144	<0.0144	<0.0144
SBA2-45	3/26/2008	4 to 5	ND	<0.0148	<0.0148	<0.0148	<0.0148	<0.0148	<0.0148	<0.0148	<0.0148	<0.0148
SBA7-78	3/27/2008	7 to 8	ND	<0.0129	<0.0129	<0.0129	<0.0129	<0.0129	<0.0129	<0.0129	<0.0129	<0.0129
SBA7-78-DUP	3/27/2008	7 to 8	ND	<0.0118	<0.0118	<0.0118	<0.0118	<0.0118	<0.0118	<0.0118	<0.0118	<0.0118
SBA1-78	3/26/2008	7 to 8	ND	<0.0136	<0.0136	<0.0136	<0.0136	<0.0136	<0.0136	<0.0136	<0.0136	<0.0136
SBA2-67	3/26/2008	6 to 7	ND	<0.0142	<0.0142	<0.0142	<0.0142	<0.0142	<0.0142	<0.0142	<0.0142	<0.0142
SBA3-78	3/26/2008	7 to 8	ND	<0.0142	<0.0142	<0.0142	<0.0142	<0.0142	<0.0142	<0.0142	<0.0142	<0.0142
SBA4-78	3/26/2008	7 to 8	ND	<0.0148	<0.0148	<0.0148	<0.0148	<0.0148	<0.0148	<0.0148	<0.0148	<0.0148
SBA5-78	3/26/2008	7 to 8	ND	0.0143	0.0181	0.0193	0.0174	0.0177	0.0226	0.0215	0.0181	0.0185
SBA6-78	3/26/2008	7 to 8	ND	<0.0132	<0.0132	<0.0132	<0.0132	<0.0132	<0.0132	<0.0132	<0.0132	<0.0132
Soil to Groundwater MSCC (mg/kg)				0.0056	4	3	0.24	2	NE	0.58	2	7
Residential MSCC (mg/kg)				22	156	156	1560	1564	NE	63	156	3200
Industrial/Commercial MSCC (mg/kg)				200	4088	4088	40000	40880	NE	1635	4088	32000

- Indicate method detection limit for contaminants when analyzed, but not detected (e.g., <1, 10, 42)
- List any contaminants detected above the method detection limit
- MSCC = maximum soil contamination concentration
- ft. BGS = feet below ground surface
- Results must be reported in mg/kg.
- mg/kg = milligrams per kilogram

Table B-3
Summary of Soil Sampling Results

Date 4/28/08

Incident Number and Name: Building AS-511 Probe 179

Facility ID# V-002740

Analytical Method (e.g., VOC by EPA 8260) →			SVOC 8270	SVOC 8270	SVOC 8270	SVOC 8270	MADEP VPH	MADEP VPH+EPH	MADEP EPH	MADEP VPH+EPH
Sample ID	Contaminant of Concern →		Indeno(1,2,3-cd)pyrene	Pyrene	2-Methylnaphthalene	Naphthalene	C5-C8 Aliphatics	C9-C18 Aliphatics	C19-C36 Aliphatics	C9-C22 Aromatics
	Date Collected (mm/dd/yy)	Sample Depth (ft bgs)								
SBA1-56	3/26/2008	5 to 6	<0.0144	<0.0144	<0.0144	<0.0144	<13.1	ND	<14.4	ND
SBA2-45	3/26/2008	4 to 5	<0.0148	<0.0148	<0.0148	<0.0148	<12.8	ND	<22.1	ND
SBA7-78	3/27/2008	7 to 8	<0.0129	<0.0129	<0.0129	<0.0129	<10.3	ND	<12.9	ND
SBA7-78-DUP	3/27/2008	7 to 8	<0.0118	<0.0118	<0.0118	<0.0118	<9.6	ND	<11.8	ND
SBA1-78	3/26/2008	7 to 8	<0.0136	<0.0136	<0.0136	<0.0136	<11.1	ND	<13.6	ND
SBA2-67	3/26/2008	6 to 7	<0.0142	<0.0142	<0.0142	<0.0142	<13.6	ND	<21.3	ND
SBA3-78	3/26/2008	7 to 8	<0.0142	<0.0142	0.0168	0.054	<12.3	ND	<14.2	ND
SBA4-78	3/26/2008	7 to 8	<0.0148	<0.0148	<0.0148	<0.0148	<12.3	ND	<22.2	ND
SBA5-78	3/26/2008	7 to 8	0.0172	0.0183	<0.0135	<0.0135	<18.1	ND	<13.5	ND
SBA6-78	3/26/2008	7 to 8	<0.0132	<0.0132	<0.0132	<0.0132	<12.7	ND	<13.2	ND
Soil to Groundwater MSCC (mg/kg)			5	5	3	0.58	72	3255	NE	34
Residential MSCC (mg/kg)			<i>32000</i>	<i>32000</i>	<i>63</i>	<i>63</i>	<i>939</i>	<i>9386</i>	<i>93860</i>	<i>469</i>
Industrial/Commercial MSCC (mg/kg)			<u>200000</u>	<u>200000</u>	<u>1635</u>	<u>1635</u>	<u>24528</u>	<u>245280</u>	<u>NE</u>	<u>12264</u>

- Indicate method detection limit for contaminants when analyzed, but not detected (e.g., <1, 10, 42)
- List any contaminants detected above the method detection limit
- MSCC = maximum soil contamination concentration
- ft. BGS = feet below ground surface
- Results must be reported in mg/kg.
- mg/kg = milligrams per kilogram

**Table B-4
Summary of Groundwater Sampling Results**

Date 4/28/08

Incident Name: Probe 179 Release Area

Facility ID#V-002740

Analytical Method (e.g., VOC by EPA 601) →			VOC EPA 8260	VOC EPA 8260	VOC EPA 8260	SVOC EPA 8270	MADEP VPH+EPH	MADEP VPH	MADEP VPH+EPH	MADEP EPH
Contaminant of Concern →			Bromodichloromethane	Chloroform	Chloromethane	Low Level PAHS	C9-C22 Aromatics	C5-C8 Aliphatics	C9-C18 Aliphatics	C19-C36 Aliphatics
Well ID	Sample ID	Date Collected (mm/dd/yy)								
USTAS511-MW-12	MW-12	3/28/2008	<1	<1	<1	ND	ND	<100	ND	<116
USTAS511-MW-13	MW-13	3/28/2008	2.1	5.0	<1	ND	ND	<100	ND	<123
USTAS512-MW-4	MW-4	3/28/2008	<1	<1	4.0	ND	ND	<100	ND	<147
USTAS512-MW-4	MW-4 DUP	3/28/2008	<1	<1	4.0	ND	ND	<100	ND	<137
2L Standard (ug/l)			700	1	29		210	420	4200	42000
GCL (ug/l)			<i>700000</i>	<i>5000</i>	<i>29000</i>		<i>NE</i>	<i>NE</i>	<i>NE</i>	<i>NE</i>

Notes:

Indicate method detection limit for contaminants when analyzed, but not detected (e.g., <1, 10, 42)

List any contaminant detected above the method detection limit

Results must be reported in ug/l

ug/l = micrograms per liter

GCL = gross contamination level

NA = not analyzed

J=Result less than the reporting limit but greater than or equal to the method of detection limit and the concentration is an approximate value.

NE=Not established

Table B - 5
Water Supply Well Information

Date: 4/28/2008

Facility ID#: V-002740

Incident Number and Name: Building AS-511- Probe 179 Area

(Include the following information. The well number (can use tax number), well owner and user names, addresses and telephone numbers, use of the well (potable, agricultural, etc.), well depth, type of well (i.e., drilled or bored), well casing depth, well screen interval and distance of well from the source area of the release)

Well #	Well Owner/ User (indicate which)	Address	Phone Number	Well Use	Well Depth (ft BGS)	Type of Well	Well Casing Depth (ft. BGS)	Well Screen Interval (x to y ft. BGS)	Distance from source area of release (ft.)
		NOT APPLICABLE NO SUPPLY WELLS WITHIN 1,500 FEET OF THE SOURCE AREA							

Ft BGS = feet below ground surface

Table B-6
Property Owners/ Occupants

Date: 4/28/2008

Facility ID#: V-002740

Incident No. and Name: Building AS-511- Probe 179 Area

Tax Parcel Number/ Map ID	Owner/ Occupant Name (Last, First MI)	Address
<p><i>All property within and contiguous to the source area are owned by: MCB Camp LeJeune PSC Box 20004, Camp LeJeune MCB, North Carolina 28542</i></p>		

Table B-7
Well Construction Information

Date: 04/28/2008

Facility ID#: V-002740

Incident Number and Name: Building AS-511- Probe 179 Area

Well ID	Date Installed (m/dd/yy)	Date Water Level Measured (m/dd/yy)	Well Casing Depth (ft. BGS)	Screened Interval (x to y ft. BGS)	Bottom of Well (ft. BGS)	Top of Casing Elevation* (ft.)	Depth to Water from Top of Casing (ft.)	Free Product Thickness ** (ft.)	Groundwater Elevation* (ft.)	Comments
USTAS512 MW-4	7/27/94	3/28/08	14.45	3-13	15	22.64	10.72	NA	11.92	
USTAS511 MW-11	2/05/07	3/28/08	15.01	5-15	15	23.26	9.99	NA	13.27	
USTAS511 MW-12	3/26/08	3/28/08	14.99	5-15	15	22.80	10.96	NA	11.84	
USTAS511 MW-13	3/27/08	3/28/08	13.83	4-14	14	23.00	11.23	NA	11.77	

* Reference Point for Elevation Measurements Top of PVC

** If free product is present in a well, groundwater elevation should be calculated by: [Top of Casing Elevation - Depth to Water] + [free product thickness x 0.80]

ft BGS = feet below ground surface

Table B-8
Free Product Recovery Results
Area

Date: 4/28/2008

Incident No. and Name: Building AS-511- Probe 179 Area

Free Product Recovery Method:

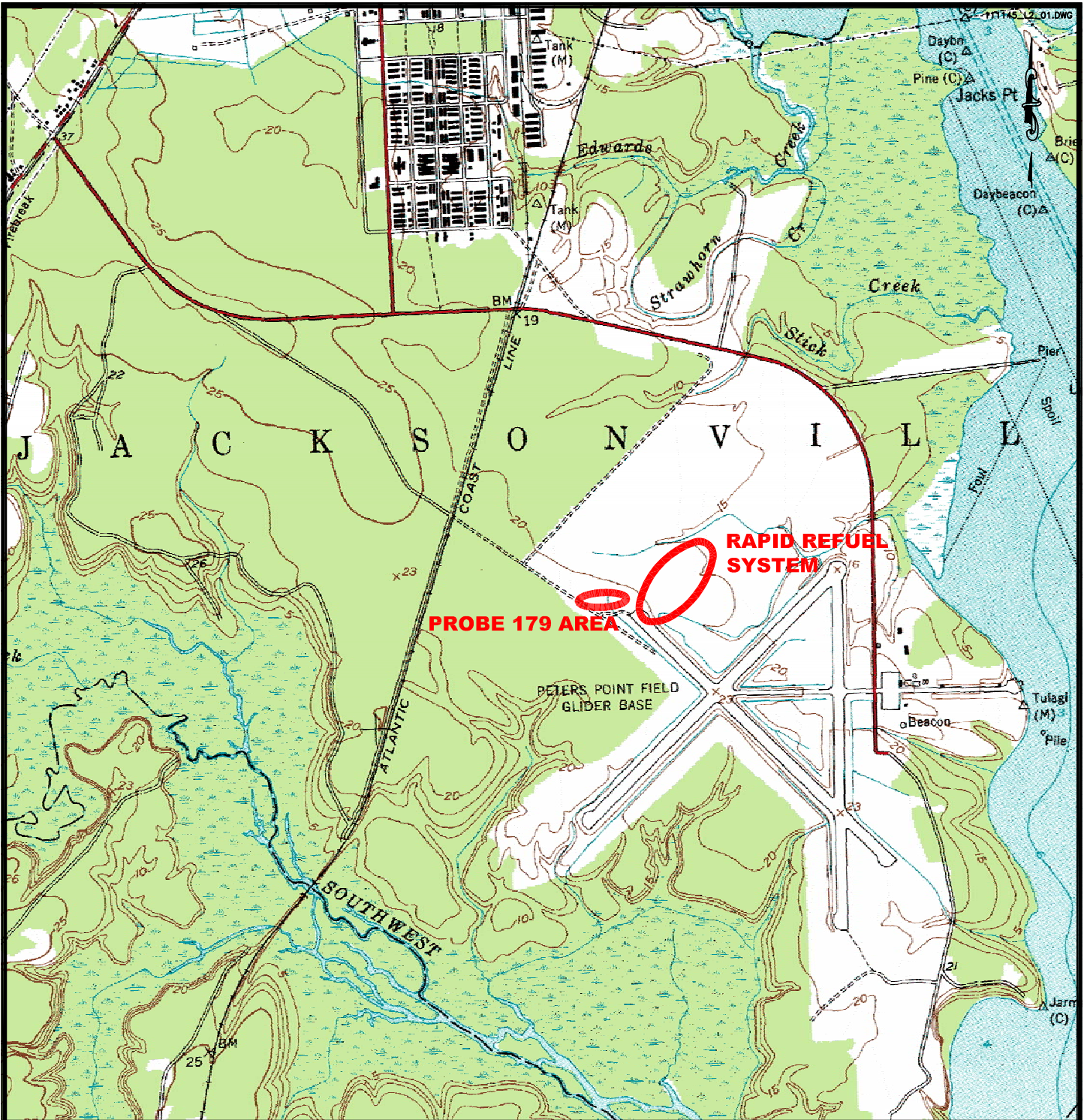
Facility ID# V-002740

Method of Measurement:

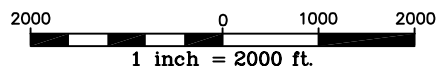
Well ID	Product Type (gas, diesel, etc.)	Date of Recovery (m/dd/yy)	Casing Diameter (inches)	Product Thickness before Recovery (inches)	Product Thickness after Recovery (inches)	Amount of Product Recovered (gallons)	Depth to Water (feet)
NO FREE PRODUCT ASSOCIATED WITH THIS RELEASE							
Total Gallons Recovered:						0	
Total Gallons Recovered to Date:						0	

Baker

Michael Baker Jr., Inc.
FIGURES

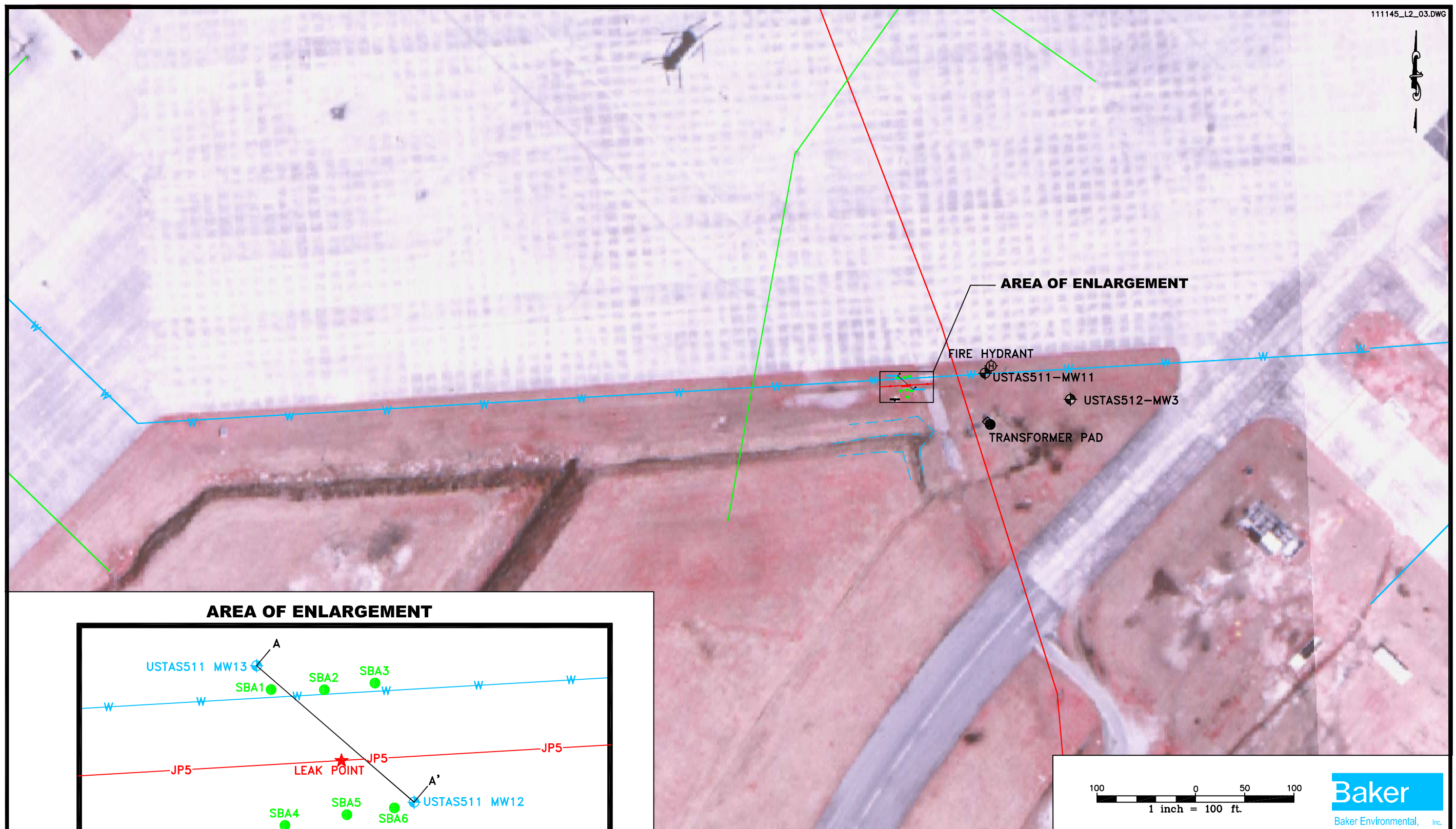


7.5 MIN. QUAD
 JACKSONVILLE SOUTH, N.C.
 1952
 PHOTO INSPECTED 1988

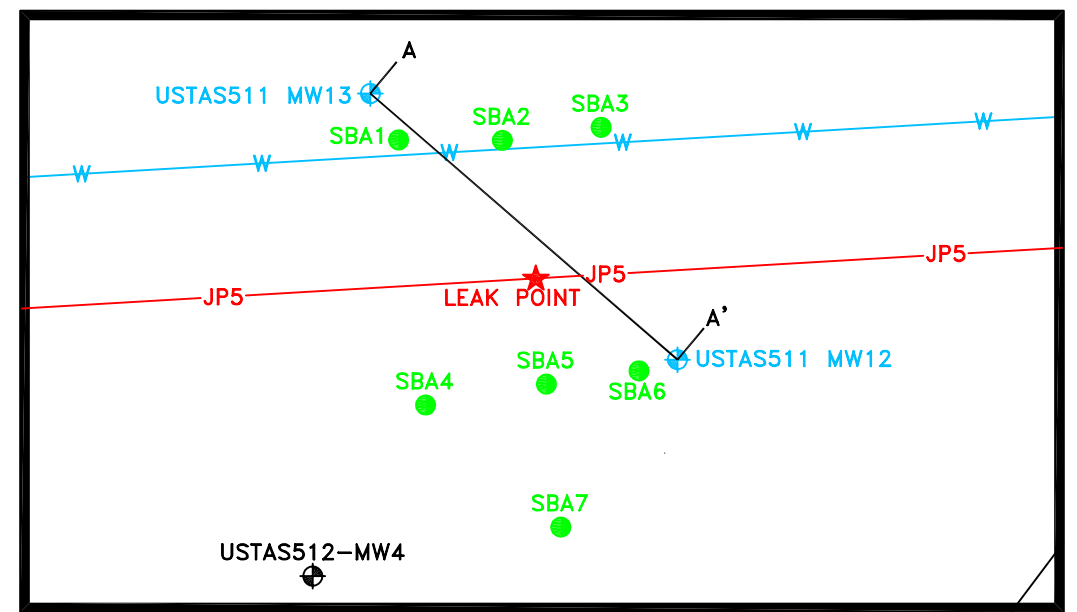


Baker
 Michael Baker Jr., Inc.

FIGURE 1
 SITE LOCATION MAP
 BUILDING AS-511, PROBE 179
 RAPID REFUEL SYSTEM INVESTIGATION AREA
 FEBRUARY 26, 2008
 MARINE CORPS AIR STATION – NEW RIVER
 ONSLOW COUNTY, NORTH CAROLINA



AREA OF ENLARGEMENT



- LEGEND**
- DITCH
 - STORM WATER LINE
 - STORM PIPE
 - ELECTRIC CABLE LINE
 - WATER LINE
 - ⊕ NEW MONITORING WELL
 - ⊕ EXISTING MONITORING WELL
 - ★ LEAK POINT
 - SOIL BORING
 - ⊕ FIRE HYDRANT

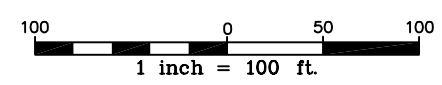
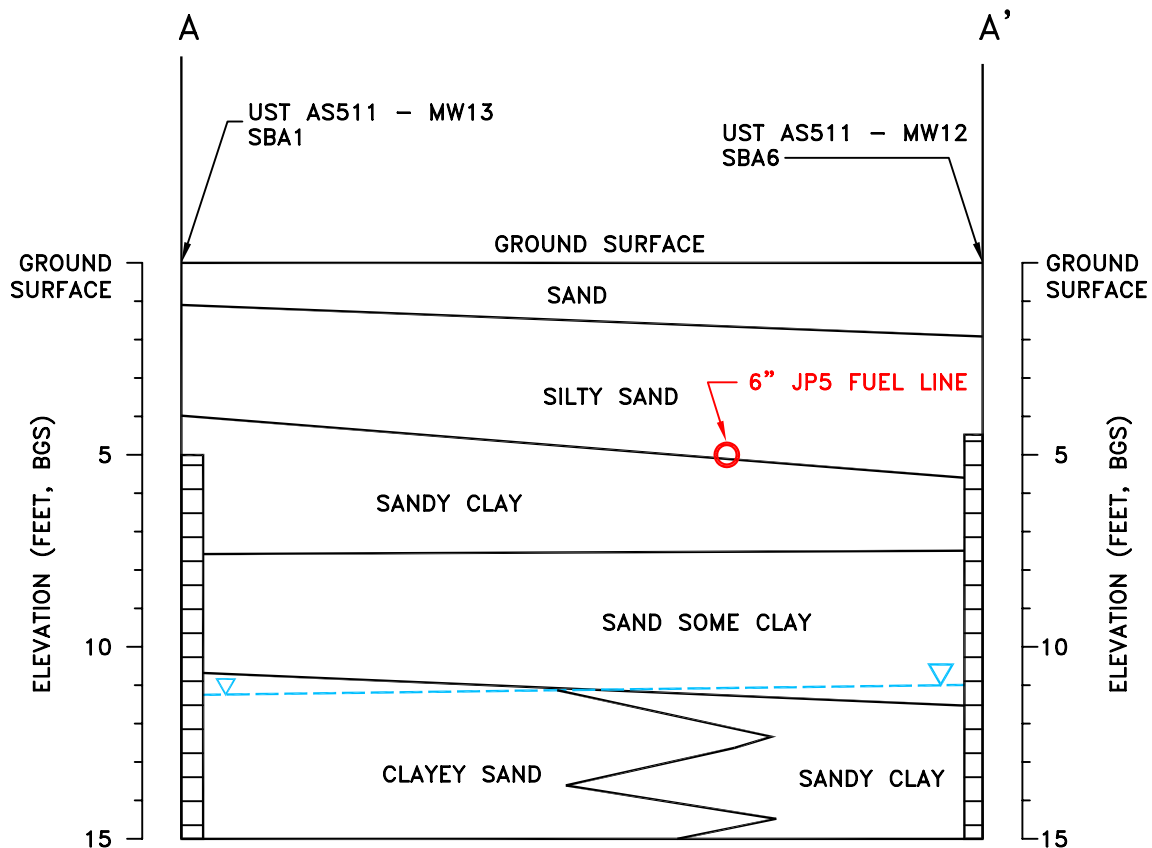


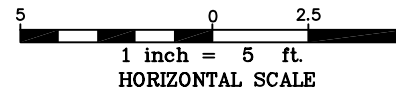
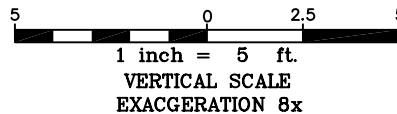
FIGURE 2
SITE PLAN
BUILDING AS-511, PROBE 179
RAPID REFUEL SYSTEM

MARINE CORPS AIR STATION – NEW RIVER
 ONSLOW COUNTY, NORTH CAROLINA

SOURCE: LANIER SURVEY COMPANY

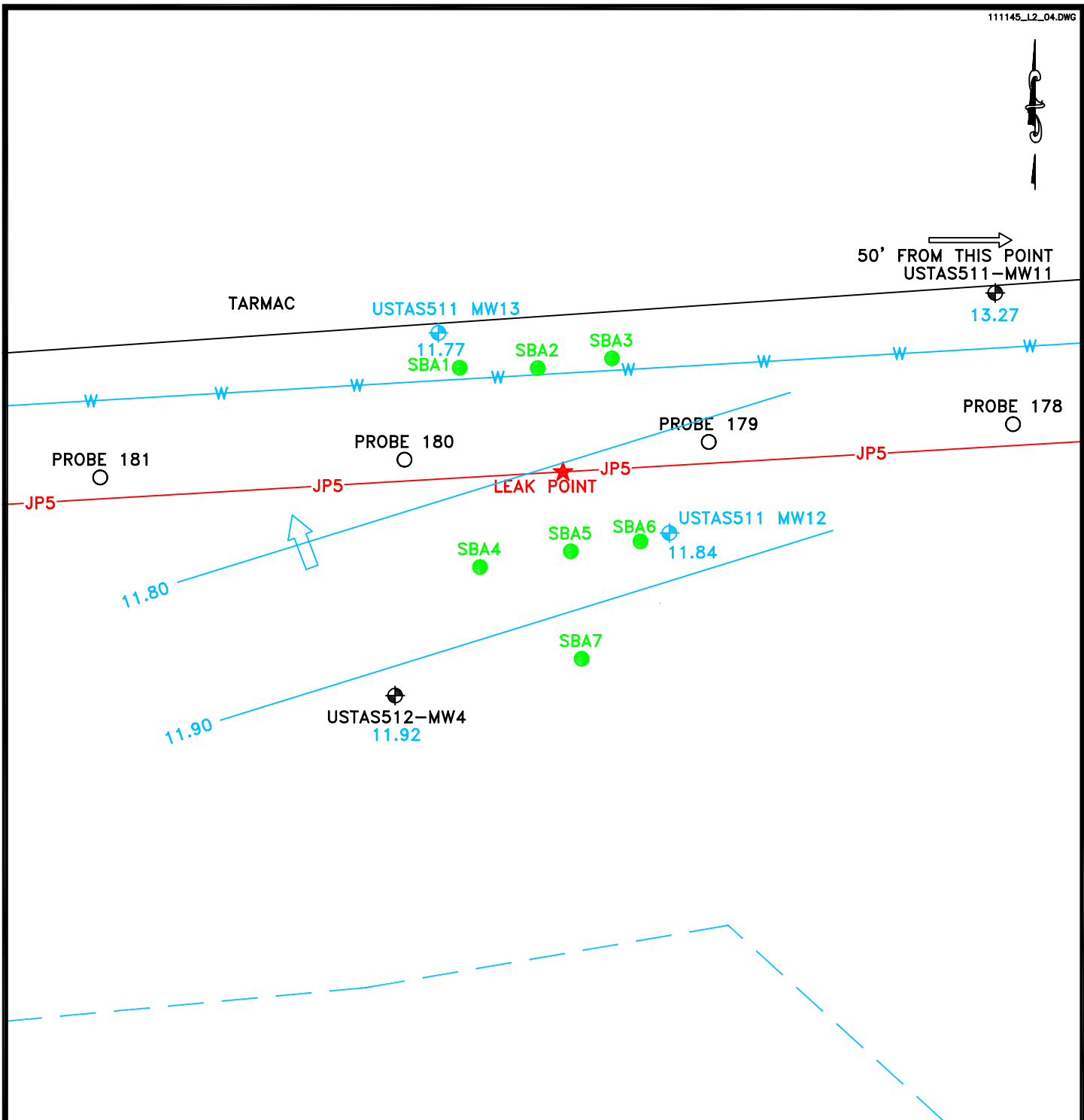


GEOLOGIC CROSS-SECTION A-A'
LOOKING NORTHEAST

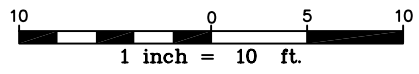


LEGEND	
	- PROJECTED GROUNDWATER
	- GROUNDWATER ELEVATION

FIGURE 3
GEOLOGIC CROSS-SECTION A-A'
BUILDING AS-511, PROBE 179
RAPID REFUEL SYSTEM
MARINE CORPS AIR STATION - NEW RIVER
ONSLow COUNTY, NORTH CAROLINA



50' FROM THIS POINT
USTAS511-MW11



Baker
Michael Baker Jr., Inc.

LEGEND

- | | | | |
|--|--------------------------|--|--------------|
| | DITCH | | LEAK POINT |
| | STORM WATER LINE | | SOIL BORING |
| | STORM PIPE | | FIRE HYDRANT |
| | ELECTRIC CABLE LINE | | |
| | WATER LINE | | |
| | WATER PIPE | | |
| | NEW MONITORING WELL | | |
| | EXISTING MONITORING WELL | | |

FIGURE 4
GROUNDWATER FLOW MAP
BUILDING AS-511, PROBE 179
RAPID REFUEL SYSTEM

MARINE CORPS AIR STATION – NEW RIVER
ONslow COUNTY, NORTH CAROLINA

Baker

Michael Baker Jr., Inc.
APPENDIX A

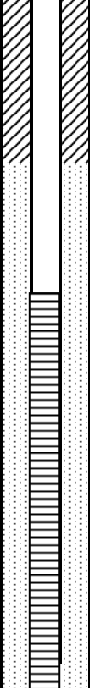
Boring Logs and Installation Details

TEST BORING AND WELL CONSTRUCTION RECORD

PROJECT: MCAS - New River
 PROJ. NO.: 111145 BORING NO.: SB-A1/AS511-13
 COORDINATES: EAST: 2466604.01 NORTH: 353537.57
 ELEVATION: SURFACE: _____ TOP OF PVC CASING: 23.00

Rig: Geoprobe 66DT					Date	Progress (Ft.)	Weather	Depth to Water (Ft.)
MC Sampler	Casing	Augers	Core Barrel					
Size (ID)	2.5"	--	--	--	3/26/2008	0.0 - 14.5	Sunny 60	7.5
Length	4'	--	--	--				
Type	--	--	--	--				
Hammer Wt.	--	--	--	--				
Fall	--	--	--	--				

Remarks: Geoprobe Prepacked Screens

SAMPLE TYPE						WELL INFORMATION			
S = Split Spoon A = Auger T = Shelby Tube W = Wash R = Air Rotary C = Core D = Direct Push P = Piston N = No Sample						Type	Diam.	Top Depth (Ft.)	Bottom Depth (Ft.)
						Schedule 40 PVC Riser	1.5"	0	4.5
						Schedule 40 PVC Screen	1.5"	4.5	14.5
Depth (Ft.)	Sample Type & No.	Sample Rec. (Ft.,%)	SPT	Lab ID	PID (ppm)	Visual Description	Well Installation Detail	Elevation (Ft. MSL)	
1	S-1	4.0				SAND, med. grained, olive-gray, very soft, damp 0.8			
2						SILTY SAND, finer grained, dark gray-brown, soft, damp 2.0			
3						med. brown-gray			
4						4.0			
5	S-2	4.0				SILTY CLAY, med. brown-gray, soft, damp 5.4	Top of PVC Screen at 4.5'		
6						med. light brown, soft, damp, sticky 7.5			
7									
8	S-3	4.0				SAND, med. grained, light to dark gray, soft, moist to wet, becomes coarser, light tan, wet			
9									
10									



















DRILLING CO.: T N & Associates, Inc.
 DRILLER: Neal Wohlgamuth

BAKER REP.: Joe Burawa
 BORING NO.: SB-A1/AS511- SHEET 1 OF 2

Baker

Michael Baker Jr., Inc.

TEST BORING AND WELL CONSTRUCTION RECORDPROJECT: MCAS - New RiverSO NO.: 111145BORING NO.: SB-A1/AS511-13

SAMPLE TYPE						DEFINITIONS		
S = Split Spoon A = Auger T = Shelby Tube W = Wash R = Air Rotary C = Core D = Denison P = Piston N = No Sample						SPT = Standard Penetration Test (ASTM D1586) PID = Photo Ionization Detector Measurement MSL = Mean Sea Level ps/bg = point source/background		
Depth (Ft.)	Sample Type & No.	Sample Rec. (Ft., %)	SPT	Lab ID	PID (ppm) ps/bg	Visual Description	Well Installation Detail	Elevation (Ft. MSL)
11	S-3	4.0			0.0	Continued from Sheet 1 _____ 10.7		
12						CLAYEY SAND, dark gray, soft, wet		
13	N							
14								
14.5								
15						End of Boring at 14.5'		14.5
16								
17								
18								
19								
20								
21								
22								
23								
24								
25								
26								
27								
28								
29								
30								

DRILLING CO.: T N & Associates, Inc.DRILLER: Neal WohlgamuthBAKER REP.: Joe BurawaBORING NO.: SB-A1/AS511-13 SHEET 2 OF 2

TEST BORING RECORD

PROJECT: MCAS - New River

PROJ. NO.: 111145

BORING NO.: SB-A2

COORDINATES: EAST: 2466609.42

NORTH: 353537.55

ELEVATION: SURFACE: _____

Rig:	Geoprobe 66DT				Date	Progress (Ft.)	Weather	Depth to Water (Ft.)
	Macro Sampler	Casing	Augers	Core Barrel				
Size (ID)	2.5"				3/26/2008	0.0 - 12.0	Sunny 60	5
Length	4'							
Type								
Hammer Wt.								
Fall								

Remarks:

<u>SAMPLE TYPE</u>						<u>DEFINITIONS</u>		
S = Split Spoon A = Auger T = Shelby Tube W = Wash R = Air Rotary C = Core D = Denison P = Piston N = No Sample						SPT = Standard Penetration Test (ASTM D1586) PID = Photo Ionization Detector Measurement MSL = Mean Sea Level BKG/PS = Background/Point Source ppm = parts per million		
Depth (Ft.)	Sample Type & No.	Sample Rec. (Ft.,%)	SPT	Lab ID	PID (ppm) ps/bg	Visual Description	Elevation (Ft. MSL)	
1						SAND, med. grained, olive-gray, soft, damp to moist		
2	S-1	2.9			0			
3								
4	4.0							
5				SBA2-45 (4-5)		SILTY CLAY, med. brown, mod. stiff, sticky, damp	5.0 -5.00	
6	S-2	4.0			0			
7				SBA2-67 (6-7)		SAND with CLAY, med. grained, soft, damp to moist	7.4 -7.40	
8	8.0							
9						SAND with SILT, med. grained, med. gray, wet and soft		
10	S-3	4.0			0			
							10.5 -10.50	

DRILLING COMPANY: T N & Associates, Inc.

BAKER REP.: Joe Burawa

DRILLER: Neal Wohlgamuth

BORING NO.: SB-A2 SHEET 1 OF 2

TEST BORING RECORD

PROJECT: MCAS - New River

SO NO.: 111145

BORING NO.: SB-A2

<u>SAMPLE TYPE</u>						<u>DEFINITIONS</u>	
S = Split Spoon A = Auger T = Shelby Tube W = Wash R = Air Rotary C = Core D = Denison P = Piston N = No Sample						SPT = Standard Penetration Test (ASTM D1586) PID = Photo Ionization Detector Measurement MSL = Mean Sea Level ps/bg = point source/background	
Depth (Ft.)	Sample Type & No.	Sample Rec. (Ft.,%)	SPT	Lab ID	PID (ppm)	Visual Description	Elevation (Ft. MSL)
11						Continued from Sheet 1	
12	12.0	S-3	4.0		0	CLAYEY SAND, dark gray, fine grained, more stiff, moist	
13						End of Boring at 12'	
14							
15							
16							
17							
18							
19							
20							
21							
22							
23							
24							
25							
26							
27							
28							
29							
30							

DRILLING COMPANY: T N & Associates, Inc.

DRILLER: Neal Wohlgamuth

BAKER REP.: Joe Burawa

BORING NO.: SB-A2 SHEET 2 OF 2

Baker

Michael Baker Jr., Inc.

TEST BORING RECORDPROJECT: MCAS - New RiverPROJ. NO.: 111145

BORING NO.:

SB-A3COORDINATES: EAST: 2466614.56

NORTH:

353538.23

ELEVATION: SURFACE: _____

Rig: Geoprobe 66DT					Date	Progress (Ft.)	Weather	Depth to Water (Ft.)
Macro Sampler	Casing	Augers	Core Barrel					
Size (ID)	2.5"				3/26/2008	0.0 - 12.0	Sunny 60	9
Length	4'							
Type								
Hammer Wt.								
Fall								
Remarks:								
SAMPLE TYPE S = Split Spoon A = Auger T = Shelby Tube W = Wash R = Air Rotary C = Core D = Denison P = Piston N = No Sample					DEFINITIONS SPT = Standard Penetration Test (ASTM D1586) PID = Photo Ionization Detector Measurement MSL = Mean Sea Level BKG/PS = Background/Point Source ppm = parts per million			
Depth (Ft.)	Sample Type & No.	Sample Rec. (Ft.,%)	SPT	Lab ID	PID (ppm) ps/bg	Visual Description		Elevation (Ft. MSL)
1						SAND, med. grained, olive-gray, soft, moist		
2	S-1	2.6			0			
3								
4	4.0							
5						5.0		-5.00
6	S-2	4.0			0	SILTY CLAY, med. gray, brown, soft, sticky, damp		
7								
8	8.0			SBA3-78 (7-8')		7.7		-7.70
9						SAND, med. grained, some CLAY, soft, moist		
10	S-3	4.0			0	9.0 wet		-9.00

DRILLING COMPANY: T N & Associates, Inc.DRILLER: Neal WohlgamuthBAKER REP.: Joe BurawaBORING NO.: SB-A3SHEET 1 OF 2

TEST BORING RECORD

PROJECT: MCAS - New River

SO NO.: 111145

BORING NO.: SB-A3

SAMPLE TYPE					DEFINITIONS		
S = Split Spoon A = Auger T = Shelby Tube W = Wash R = Air Rotary C = Core D = Denison P = Piston N = No Sample					SPT = Standard Penetration Test (ASTM D1586) PID = Photo Ionization Detector Measurement MSL = Mean Sea Level ps/bg = point source/background		
Depth (Ft.)	Sample Type & No.	Sample Rec. (Ft.,%)	SPT	Lab ID	PID (ppm)	Visual Description	Elevation (Ft. MSL)
11	S-3	4.0			0	Continued from Sheet 1	
12						12.0	11.5
13						SILTY SAND, dark gray, soft, moist	
14						End of Boring at 12'	
15							
16							
17							
18							
19							
20							
21							
22							
23							
24							
25							
26							
27							
28							
29							
30							

DRILLING COMPANY: T N & Associates, Inc.

DRILLER: Neal Wohlgamuth

BAKER REP.: Joe Burawa

BORING NO.: SB-A3 SHEET 2 OF 2

TEST BORING RECORD

PROJECT: MCAS - New River

PROJ. NO.: 111145

BORING NO.: SB-A4

COORDINATES: EAST: 2466605.42

NORTH: 353523.78

ELEVATION: SURFACE: _____

Rig:	Geoprobe 66DT				Date	Progress (Ft.)	Weather	Depth to Water (Ft.)
	Macro Sampler	Casing	Augers	Core Barrel				
Size (ID)	2.5"				3/26/2008	0.0 - 12.0	Sunny 60	8.5
Length	4'							
Type								
Hammer Wt.								
Fall								

Remarks:

<u>SAMPLE TYPE</u>						<u>DEFINITIONS</u>		
S = Split Spoon A = Auger T = Shelby Tube W = Wash R = Air Rotary C = Core D = Denison P = Piston N = No Sample						SPT = Standard Penetration Test (ASTM D1586) PID = Photo Ionization Detector Measurement MSL = Mean Sea Level BKG/PS = Background/Point Source ppm = parts per million		
Depth (Ft.)	Sample Type & No.	Sample Rec. (Ft.,%)	SPT	Lab ID	PID (ppm) ps/bg	Visual Description	Elevation (Ft. MSL)	
1						SILTY CLAY, with some SAND, med. grained, olive-gray, damp, soft		
2	S-1	3.3			0			
3								
4							4.0	
4.0							-4.00	
5						SILTY CLAY, med. brown-gray, mod. stiff, sticky, moist		
6	S-2	4.0			0			
7								
8				SBA4-78 (7-8)			8.5	
8.0							-8.50	
9						SAND, med. grained, with some SILT, light brown, soft, wet		
10	S-3	4.0			0			

DRILLING COMPANY: T N & Associates, Inc.

BAKER REP.: Joe Burawa

DRILLER: Neal Wohlgamuth

BORING NO.: SB-A4 SHEET 1 OF 2

TEST BORING RECORD

PROJECT: MCAS - New River

SO NO.: 111145

BORING NO.: SB-A4

<u>SAMPLE TYPE</u>						<u>DEFINITIONS</u>	
S = Split Spoon A = Auger T = Shelby Tube W = Wash R = Air Rotary C = Core D = Denison P = Piston N = No Sample						SPT = Standard Penetration Test (ASTM D1586) PID = Photo Ionization Detector Measurement MSL = Mean Sea Level ps/bg = point source/background	
Depth (Ft.)	Sample Type & No.	Sample Rec. (Ft.,%)	SPT	Lab ID	PID (ppm)	Visual Description	Elevation (Ft. MSL)
11						Continued from Sheet 1	
12	S-3	4.0			0	Becomes SAND, with some SILT, dark gray, moist to wet	
13						End of Boring at 12'	
14							
15							
16							
17							
18							
19							
20							
21							
22							
23							
24							
25							
26							
27							
28							
29							
30							

DRILLING COMPANY: T N & Associates, Inc.

DRILLER: Neal Wohlgamuth

BAKER REP.: Joe Burawa

BORING NO.: SB-A4 SHEET 2 OF 2

TEST BORING RECORD

Michael Baker Jr., Inc.

PROJECT: MCAS - New River

PROJ. NO.: 111145

BORING NO.: SB-A5

COORDINATES: EAST: 2466611.71

NORTH: 353524.87

ELEVATION: SURFACE:

Rig:	Geoprobe 66DT				Date	Progress (Ft.)	Weather	Depth to Water (Ft.)
	Macro Sampler	Casing	Augers	Core Barrel				
Size (ID)	2.5"				3/26/2008	0.0 - 12.0	Sunny 60	8.5
Length	4'							
Type								
Hammer Wt.								
Fall								

Remarks:

<u>SAMPLE TYPE</u>					<u>DEFINITIONS</u>		
S = Split Spoon A = Auger T = Shelby Tube W = Wash R = Air Rotary C = Core D = Denison P = Piston N = No Sample					SPT = Standard Penetration Test (ASTM D1586) PID = Photo Ionization Detector Measurement MSL = Mean Sea Level BKG/PS = Background/Point Source ppm = parts per million		
Depth (Ft.)	Sample Type & No.	Sample Rec. (Ft.,%)	SPT	Lab ID	PID (ppm) ps/bg	Visual Description	Elevation (Ft. MSL)
1						SAND, olive-green	
						----- 0.9	-0.90
						med. grained, light tan, soft, damp	1.6
2	S-1	3.0			0	SILTY SAND, light tan, mod. stiff	
3							
4							
4.0							
5							
							5.1
5						SILTY CLAY, light brown, stiff, plastic, damp	
6	S-2	4.0			0		
7							
				SBA5-78			7.6
				(7-8)			
8						SAND, med. grained, with CLAY, soft, damp to moist	8.5
						----- 8.5	-8.50
9						light tan, wet	
10	S-3	4.0			0		
							10.5
							-10.50

DRILLING COMPANY: T N & Associates, Inc.

BAKER REP.: Joe Burawa

DRILLER: Neal Wohlgamuth

BORING NO.: SB-A5 SHEET 1 OF 2

TEST BORING RECORD

PROJECT: MCAS - New River

SO NO.: 111145

BORING NO.: SB-A5

<u>SAMPLE TYPE</u>						<u>DEFINITIONS</u>	
S = Split Spoon A = Auger T = Shelby Tube W = Wash R = Air Rotary C = Core D = Denison P = Piston N = No Sample						SPT = Standard Penetration Test (ASTM D1586) PID = Photo Ionization Detector Measurement MSL = Mean Sea Level ps/bg = point source/background	
Depth (Ft.)	Sample Type & No.	Sample Rec. (Ft.,%)	SPT	Lab ID	PID (ppm)	Visual Description	Elevation (Ft. MSL)
11						Continued from Sheet 1	
12	12.0	S-3	4.0		0	Becomes dark gray, moist, mod. soft	
13						End of Boring at 12'	
14							
15							
16							
17							
18							
19							
20							
21							
22							
23							
24							
25							
26							
27							
28							
29							
30							

DRILLING COMPANY: T N & Associates, Inc.

DRILLER: Neal Wohlgamuth

BAKER REP.: Joe Burawa

BORING NO.: SB-A5 SHEET 2 OF 2

TEST BORING AND WELL CONSTRUCTION RECORD

PROJECT: MCAS - New River
 PROJ. NO.: 111145 BORING NO.: SB-A6/AS511-12
 COORDINATES: EAST: 2466616.53 NORTH: 353525.55
 ELEVATION: SURFACE: _____ TOP OF PVC CASING: _____

Rig: Geoprobe 66DT					Date	Progress (Ft.)	Weather	Depth to Water (Ft.)
MC Sampler	Casing	Augers	Core Barrel					
Size (ID)	2.5"	--	--	--	3/26/2008	0.0 - 15.0	Sunny 60	9.0
Length	4'	--	--	--				
Type	--	--	--	--				
Hammer Wt.	--	--	--	--				
Fall	--	--	--	--				

Remarks: Geoprobe Prepacked Screens

SAMPLE TYPE						WELL INFORMATION			
S = Split Spoon A = Auger T = Shelby Tube W = Wash R = Air Rotary C = Core D = Direct Push P = Piston N = No Sample						Type	Diam.	Top Depth (Ft.)	Bottom Depth (Ft.)
						Schedule 40 PVC Riser	1.5"	0	5.0
						Schedule 40 PVC Screen	1.5"	5.0	15.0
Depth (Ft.)	Sample Type & No.	Sample Rec. (Ft.,%)	SPT	Lab ID	PID (ppm)	Visual Description	Well Installation Detail	Elevation (Ft. MSL)	
1	S-1	3.6			0.0	SAND, med. Grained, light gray, soft, loose, damp			
2						SILTY CLAY, some fine grained			
3	S-2	4.0			0.0	SAND, brownish-gray, mod. soft, damp			
4						4.0			more brown
5						5.0			no sand, plastic, damp
6	S-3	4.0			0.0	SANDY CLAY, med. Grained, gray, soft, moist			
7						7.5			light gray, wet
8				SBA6-78 (7-8')			Top of PVC Screen at 5'		
9									
10									


















DRILLING CO.: T N & Associates, Inc.
 DRILLER: Neal Wohlgamuth

BAKER REP.: Joe Burawa
 BORING NO.: SB-A6/AS511- SHEET 1 OF 2

Baker

Michael Baker Jr., Inc.

TEST BORING AND WELL CONSTRUCTION RECORDPROJECT: MCAS - New RiverSO NO.: 111145BORING NO.: SB-A6/AS511-12

<u>SAMPLE TYPE</u>						<u>DEFINITIONS</u>		
S = Split Spoon A = Auger T = Shelby Tube W = Wash R = Air Rotary C = Core D = Denison P = Piston N = No Sample						SPT = Standard Penetration Test (ASTM D1586) PID = Photo Ionization Detector Measurement MSL = Mean Sea Level ps/bg = point source/background		
Depth (Ft.)	Sample Type & No.	Sample Rec. (Ft., %)	SPT	Lab ID	PID (ppm) ps/bg	Visual Description	Well Installation Detail	Elevation (Ft. MSL)
11	S-3	4.0			0.0	Continued from Sheet 1		15.0
12						more CLAY, dark gray, moist to wet		
13	N							15.0
14								
15								
16						End of Boring at 15.0'		
17								
18								
19								
20								
21								
22								
23								
24								
25								
26								
27								
28								
29								
30								

DRILLING CO.: T N & Associates, Inc.DRILLER: Neal WohlgamuthBAKER REP.: Joe BurawaBORING NO.: SB-A6/AS511-1 SHEET 2 OF 2

TEST BORING RECORD

PROJECT: MCAS - New River

PROJ. NO.: 111145

BORING NO.: SB-A7

COORDINATES: EAST: 2466612.46

NORTH: 353517.42

ELEVATION: SURFACE: _____

Rig:	Geoprobe 66DT				Date	Progress (Ft.)	Weather	Depth to Water (Ft.)
	Macro Sampler	Casing	Augers	Core Barrel				
Size (ID)	2.5"				3/27/2008	0.0 - 12.0	Sunny 60	7.8
Length	4'							
Type								
Hammer Wt.								
Fall								

Remarks:

<u>SAMPLE TYPE</u>						<u>DEFINITIONS</u>		
S = Split Spoon A = Auger T = Shelby Tube W = Wash R = Air Rotary C = Core D = Denison P = Piston N = No Sample						SPT = Standard Penetration Test (ASTM D1586) PID = Photo Ionization Detector Measurement MSL = Mean Sea Level BKG/PS = Background/Point Source ppm = parts per million		
Depth (Ft.)	Sample Type & No.	Sample Rec. (Ft.,%)	SPT	Lab ID	PID (ppm) ps/bg	Visual Description	Elevation (Ft. MSL)	
1						SANDY CLAY, fine grained, grayish-brown, soft, damp	1.5	
2	S-1	4.0			0	SILTY SAND, fine grained, brownish-gray, soft, damp		
3								
4	4.0							
5						CLAY, light brown, plastic, soft, damp	4.8	
6	S-2	4.0			0			
7								
8	8.0			SBA7-78 (7-8)			7.8	
9						SANDY CLAY, light brown, moist to wet, grading into SAND, med. grained, well sorted	9.5	
10	S-3	4.0			0	SILTY SAND, light brown, wet		

DRILLING COMPANY: T N & Associates, Inc.

BAKER REP.: Joe Burawa

DRILLER: Neal Wohlgamuth

BORING NO.: SB-A7 SHEET 1 OF 2

TEST BORING RECORD

PROJECT: MCAS - New River

SO NO.: 111145

BORING NO.: SB-A7

<u>SAMPLE TYPE</u>						<u>DEFINITIONS</u>	
S = Split Spoon A = Auger T = Shelby Tube W = Wash R = Air Rotary C = Core D = Denison P = Piston N = No Sample						SPT = Standard Penetration Test (ASTM D1586) PID = Photo Ionization Detector Measurement MSL = Mean Sea Level ps/bg = point source/background	
Depth (Ft.)	Sample Type & No.	Sample Rec. (Ft.,%)	SPT	Lab ID	PID (ppm)	Visual Description	Elevation (Ft. MSL)
11						Continued from Sheet 1	
12	S-3	4.0			0	SAND and CLAY, dark gray to black, wet	-11.50
13						End of Boring at 12'	
14							
15							
16							
17							
18							
19							
20							
21							
22							
23							
24							
25							
26							
27							
28							
29							
30							

DRILLING COMPANY: T N & Associates, Inc.

DRILLER: Neal Wohlgamuth

BAKER REP.: Joe Burawa

BORING NO.: SB-A7 SHEET 2 OF 2

Baker

Michael Baker Jr., Inc.
APPENDIX B

Field Notes

3-26-08

SB-A1

0-4'
Rec. 4' Olive gray, sand, very soft
to 0.8' damp, med. grained
silty sand 0.8' to 4.0'
soft, damp, finer grained sand
dark gray brown 0.8-2' then
med brown gray to 4.0'
No gravel or pebbles.

4-8'
4' Rec. Silty clay to 5.4'
med brown gray, soft damp
@ 5.4' med light brown silty
clay, soft, damp sticky

@ 7.5' med grained sand
light to dark gray, soft, moist
to wet, trace silt

8-12'
4' Rec. Sand becomes coarser med grained
light tan color, wet soft
@ 10.7' becomes dark gray
clayey sand, wet, soft

collect samples

SBA1 - 56' 5 to 6' Bgs

SBA1 - 78 7 to 8' Bgs

3-26-08

SB-A2

0-4'
Rec. 2.9' Med-grained sand, olive gray
soft, damp to moist,
0-4'

4-8',
Rec. 4' olive gray sand to 5'
then med brown silty clay
med stiff, sticky, damp
@ 7.4 Med grained sand with
clay, damp to moist
soft.

4-8'
Rec. 4' Med grained sand with
silt, med gray, wet
soft.
becomes dark gray @ 10.5'
clayey sand, fine-grained
more stiff, moist.

Samples collected

SBA2-45 4-5' Bgs

SBA2-67 6-7' Bgs

3-26-08

SBA3-

0-4'
Rec. 2.6' Med grained, sand, olive gray
soft, moist

4-8'
Rec. 4' Becomes silty clay @ 5.0'
med gray brown, soft
sticky damp

med grained sand @ 7.7'
soft some clay, moist

8-12'
Rec. 4' becomes wet @ 9.0'
light gray,

dark gray @ 11.5'
silty sand, soft, moist

Samples collected

SBA3-78 7-8' Bgs

3-26-08

SBA4

0-4'
3.3' Rec Olive gray brown, silty clay
with some sand. med-
grained, damp, soft

4-8'
4' Rec. Med brown gray silty clay
mod. stiff, sticky moist

8-12'
4' Rec. @ 8.5' Med grained sand
with some silt, soft, wet
light brown,
becomes dark gray
med. ~~grained~~ sand, moist
to wet. Some silt

Samples collected

SBA4-78 7-8' Bgs.

3-26-08

SBAS

0-4'
7 3.0' Rec. Olive green sand first
0.9' soft, damp, med grained

0.9-1.6'
sand, light tan, soft
med grained, damp

4-8'
4' Rec. then silty sand 1.6-4
light tan, mod stiff

becomes light brown @ 5.1'
silty clay, stiff, plastic
damp

becomes med grained sand
with clay @ 7.6' damp to
moist, soft

8-12'
4' Rec. becomes wet @ 8.5'
light tan med grained sand

becomes dark gray @ 10.5'
sand on clay, moist, mod stiff

Samples collected

SBAS-79

7-8' Bgs.

3-26-08

SBA6

0-4'
3.6' Rec. Med grained, sand, soft
loose, damp, light gray

@ 1.7' brownish gray
silty clay, some fine gr.
sand, med soft, damp

4-8'
4' Rec. - more brown @ 5'
@ 5.5' silty clay, no
sand, plastic, damp,

@ 7.5' gray sandy clay
med grained sand, moist
soft

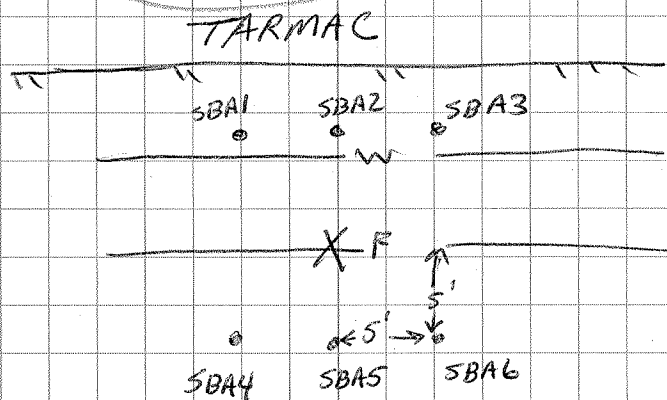
8-12'
4' Rec. becomes light gray sand and
clay @ 9.0', wet, soft

11.5' becomes dark gray sand and clay
moist to wet, more clay than
9-11.5'

Samples collected

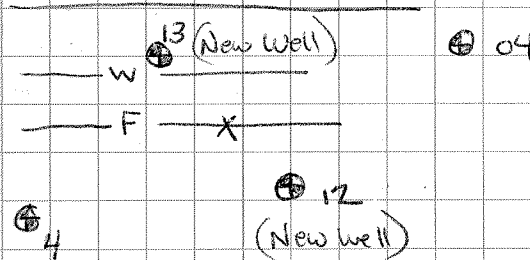
SBA6-78 7-8' Bgs.

Install ASS11-12
at location SBA6-~~78~~
Total Depth 15'
10' of 1.5" Screen Prepack
Flushmount



3/27/08

mw03	V	16.10	12	10.95
mw04		10.00	13	11.20
mw4?		10.70		



Install ASS11-13
Total Depth 14.5'
10' Screen 1.5" Prepack
Flushmant
SB-A1

3/27/08

SBA7

0-4'
4' Rec. Sandy clay, grayish brown
damp, soft, fine grained sand
to 1.5'

1.5 - 4 Silty Sand, soft
fine grained sand, damp
brownish gray

4-8'
4' Rec. silty sand to 4.8 then clay
light brown soft plastic
damp

Sandy clay @ 7.2' light brown
moist to wet grading into sand
medium grained, moist to wet
well sorted

8-12'
4' Rec. Silty sand from 9.5 to 11 and
light brown, wet
becomes dark gray to black
sand and clay at 11.5'
wet

Samples collected

SBA7-78

SBA7-78 Duplicate

3/28/07

	<u>V</u>	T.D
MW-4	10.72	14.45
MW-12	10.96	14.99
MW-13	11.23	13.83
MW-04	9.99	15.01
MW-03	9.21	29.42

Sample

MW-4 @ 930am

Turbidity 10.64 NTU
pH 4.14
Spec. Cond. 0.178 ms/cm
Temp. 17.48°C

Sample MW13 @ 1020

Turbidity 59.0 NTU

pH 4.49

spec. cond. 0.286 mS/cm

Temp. 18.81°C

Sample MW12 @ 1050

Turbidity 140 NTU

pH 4.35

spec. cond. 0.271 mS/cm

Temp. 19.12°C

Baker

Michael Baker Jr., Inc.
APPENDIX C

Analytical Results



Sample Condition Upon Receipt

Client Name: Michael Baker Jr INC Project # 9216331

Courier: [X] Fed Ex [] UPS [] USPS [] Client [] Commercial [] Pace Other

Custody Seal on Cooler/Box Present: [] yes [X] no Seals intact: [X] Yes [] no

Packing Material: [] Bubble Wrap [X] Bubble Bags [] None [] Other

Thermometer Used T060

Type of Ice: [X] Wet [] Blue [] None

[X] Samples on ice, cooling process has begun

Cooler Temperature: 3.8

Biological Tissue is Frozen: Yes No [X] N/A

Temp should be above freezing to 6°C

Optional
Proj. Due Date: N/A
Proj. Name: N/A

Date and initials of person examining contents: [Signature]

Comments:

Table with 16 rows of checklist items and checkboxes. Items include Chain of Custody Present, Chain of Custody Filled Out, Chain of Custody Relinquished, Sampler Name & Signature on COC, Samples Arrived within Hold Time, Short Hold Time Analysis (<72hr), Rush Turn Around Time Requested, Sufficient Volume, Correct Containers Used, Containers Intact, Filtered volume received for Dissolved tests, Sample Labels match COC, All containers needing preservation have been checked, All containers needing preservation are found to be in compliance with EPA recommendation, exceptions: VOA, coliform, TOC, O&G, WI-DRO (water), Samples checked for dechlorination, Headspace in VOA Vials (>6mm), Trip Blank Present, Trip Blank Custody Seals Present, Pace Trip Blank Lot # (if purchased): N/A

Client Notification/ Resolution:

Field Data Required? Y / N / N/A

Person Contacted: Date/Time:

Comments/ Resolution:

Project Manager Review: [Signature]

Date: 3/31/08

Note: Whenever there is a discrepancy affecting North Carolina compliance samples, a copy of this form will be sent to the North Carolina DEHNR Certification Office (i.e out of hold, incorrect preservative, out of temp, incorrect containers)

April 17, 2008

Mr. Joe Burawa
Michael Baker Jr., Inc.
100 Airside Drive
Beaver Falls, PA 15010

RE: Project: MCAS NEW RIVER 111145
Pace Project No.: 9216278

Dear Mr. Burawa:

Enclosed are the analytical results for sample(s) received by the laboratory on March 28, 2008. The results relate only to the samples included in this report. Results reported herein conform to the most current NELAC standards, where applicable, unless otherwise narrated in the body of the report.

Inorganic Wet Chemistry and Metals analyses were performed at our Pace Asheville laboratory and Organic testing was performed at our Pace Huntersville laboratory unless otherwise footnoted. All Microbiological analyses were performed at the laboratory where the samples were received.

If you have any questions concerning this report, please feel free to contact me.

Sincerely,



Kevin Herring

kevin.herring@pacelabs.com
Project Manager

Enclosures

REPORT OF LABORATORY ANALYSIS

Page 1 of 66

This report shall not be reproduced, except in full,
without the written consent of Pace Analytical Services, Inc..



CERTIFICATIONS

Project: MCAS NEW RIVER 111145

Pace Project No.: 9216278

Charlotte Certification IDs

Florida/NELAP Certification Number: E87627

Kansas Certification Number: E-10364

Louisiana/LELAP Certification Number: 04034

North Carolina Drinking Water Certification Number: 37706

North Carolina Wastewater Certification Number: 12

North Carolina Field Services Certification Number: 5342

South Carolina Certification Number: 990060001

South Carolina Bioassay Certification Number: 990060003

Tennessee Certification Number: 04010

Virginia Certification Number: 00213

Asheville Certification IDs

Florida/NELAP Certification Number: E87648

Louisiana/LELAP Certification Number: 03095

New Jersey Certification Number: NC011

North Carolina Drinking Water Certification Number: 37712

North Carolina Wastewater Certification Number: 40

North Carolina Bioassay Certification Number: 9

Pennsylvania Certification Number: 68-03578

South Carolina Certification Number: 99030001

South Carolina Bioassay Certification Number: 99030002

Tennessee Certification Number: 2980

Virginia Certification Number: 00072

Eden Certification IDs

North Carolina Drinking Water Certification Number: 37738

Virginia Drinking Water Certification Number: 00424

North Carolina Wastewater Certification Number: 633

REPORT OF LABORATORY ANALYSIS

SAMPLE ANALYTE COUNT

Project: MCAS NEW RIVER 111145

Pace Project No.: 9216278

Lab ID	Sample ID	Method	Analysts	Analytes Reported	Laboratory
9216278001	SBA1-56	ASTM D2974-87	TNM	1	PASI-C
		EPA 8260	DLK	56	PASI-C
		EPA 8270 by SIM	BET	21	PASI-C
		MADEP EPH	JAD	7	PASI-C
		MADEP VPH	DHW	5	PASI-C
9216278002	SBA2-45	ASTM D2974-87	TNM	1	PASI-C
		EPA 8260	DLK	56	PASI-C
		EPA 8270 by SIM	BET	21	PASI-C
		MADEP EPH	JAD	7	PASI-C
		MADEP VPH	DHW	5	PASI-C
9216278003	SBA7-78	ASTM D2974-87	TNM	1	PASI-C
		EPA 8260	DLK	56	PASI-C
		EPA 8270 by SIM	BET	21	PASI-C
		MADEP EPH	JAD	7	PASI-C
		MADEP VPH	DHW	5	PASI-C
9216278004	SBA7-78 DUP	ASTM D2974-87	TNM	1	PASI-C
		EPA 8260	DLK	56	PASI-C
		EPA 8270 by SIM	BET	21	PASI-C
		MADEP EPH	JAD	7	PASI-C
		MADEP VPH	DHW	5	PASI-C
9216278005	SBA1-78	9071B ASE	EAJ	1	PASI-C
		ASTM D2974-87	TNM	1	PASI-C
		EPA 8260	DLK	56	PASI-C
		EPA 8270 by SIM	BET	21	PASI-C
		MADEP EPH	JAD	7	PASI-C
9216278006	SBA2-67	9071B ASE	EAJ	1	PASI-C
		ASTM D2974-87	TNM	1	PASI-C
		EPA 8260	DLK	56	PASI-C
		EPA 8270 by SIM	BET	21	PASI-C
		MADEP EPH	JAD	7	PASI-C
9216278007	SBA3-78	9071B ASE	EAJ	1	PASI-C
		ASTM D2974-87	TNM	1	PASI-C
		EPA 8260	DLK	56	PASI-C
		EPA 8270 by SIM	BET	21	PASI-C
		MADEP EPH	JAD	7	PASI-C

REPORT OF LABORATORY ANALYSIS

Page 3 of 66

This report shall not be reproduced, except in full, without the written consent of Pace Analytical Services, Inc..



SAMPLE ANALYTE COUNT

Project: MCAS NEW RIVER 111145

Pace Project No.: 9216278

Lab ID	Sample ID	Method	Analysts	Analytes Reported	Laboratory
9216278008	SBA4-78	MADEP VPH	DHW	5	PASI-C
		9071B ASE	EAJ	1	PASI-C
		ASTM D2974-87	TNM	1	PASI-C
		EPA 8260	DLK	56	PASI-C
		EPA 8270 by SIM	BET	21	PASI-C
		MADEP EPH	JAD	7	PASI-C
9216278009	SBA5-78	MADEP VPH	DHW	5	PASI-C
		9071B ASE	EAJ	1	PASI-C
		ASTM D2974-87	TNM	1	PASI-C
		EPA 8260	DLK	56	PASI-C
		EPA 8270 by SIM	BET	21	PASI-C
		MADEP EPH	JAD	7	PASI-C
9216278010	SBA6-78	MADEP VPH	DHW	5	PASI-C
		9071B ASE	EAJ	1	PASI-C
		ASTM D2974-87	TNM	1	PASI-C
		EPA 8260	DLK	56	PASI-C
		EPA 8270 by SIM	BET	21	PASI-C
		MADEP EPH	JAD	7	PASI-C
9216278011	TRIP BLANK	MADEP VPH	DHW	5	PASI-C
		EPA 8260	MCK	56	PASI-C

REPORT OF LABORATORY ANALYSIS

This report shall not be reproduced, except in full,
without the written consent of Pace Analytical Services, Inc..

ANALYTICAL RESULTS

Project: MCAS NEW RIVER 111145

Pace Project No.: 9216278

Sample: SBA1-56 **Lab ID: 9216278001** Collected: 03/26/08 00:00 Received: 03/28/08 10:15 Matrix: Solid

Results reported on a "dry-weight" basis

Parameters	Results	Units	Report Limit	DF	Prepared	Analyzed	CAS No.	Qual
------------	---------	-------	--------------	----	----------	----------	---------	------

MADEP EPH NC Soil

Analytical Method: MADEP EPH Preparation Method: MADEP EPH

Aliphatic (C09-C18)	ND mg/kg		14.4	1	04/08/08 00:00	04/13/08 08:46		
Aliphatic (C19-C36)	ND mg/kg		14.4	1	04/08/08 00:00	04/13/08 08:46		
Aromatic (C11-C22)	ND mg/kg		14.4	1	04/08/08 00:00	04/13/08 08:46		
Nonatriacontane (S)	86 %		40-140	1	04/08/08 00:00	04/13/08 08:46	7194-86-7	
o-Terphenyl (S)	72 %		40-140	1	04/08/08 00:00	04/13/08 08:46	84-15-1	
2-Fluorobiphenyl (S)	93 %		40-140	1	04/08/08 00:00	04/13/08 08:46	321-60-8	
2-Bromonaphthalene (S)	97 %		40-140	1	04/08/08 00:00	04/13/08 08:46	580-13-2	

MADEP VPH NC Soil

Analytical Method: MADEP VPH Preparation Method: MADEP VPH

Aliphatic (C05-C08)	ND mg/kg		13.1	1	04/01/08 15:35	04/01/08 23:34		
Aliphatic (C09-C12)	ND mg/kg		13.1	1	04/01/08 15:35	04/01/08 23:34		
Aromatic (C09-C10)	ND mg/kg		13.1	1	04/01/08 15:35	04/01/08 23:34		
2,5-Dibromotoluene (PID)(S)	95 %		70-130	1	04/01/08 15:35	04/01/08 23:34		
2,5-Dibromotoluene (FID)(S)	99 %		70-130	1	04/01/08 15:35	04/01/08 23:34		

8270 MSSV PFE PAH by SIM

Analytical Method: EPA 8270 by SIM Preparation Method: EPA 3545

Acenaphthene	ND ug/kg		14.4	1	04/09/08 00:00	04/16/08 00:16	83-32-9	
Acenaphthylene	ND ug/kg		14.4	1	04/09/08 00:00	04/16/08 00:16	208-96-8	
Anthracene	ND ug/kg		14.4	1	04/09/08 00:00	04/16/08 00:16	120-12-7	
Benzo(a)anthracene	ND ug/kg		14.4	1	04/09/08 00:00	04/16/08 00:16	56-55-3	
Benzo(a)pyrene	ND ug/kg		14.4	1	04/09/08 00:00	04/16/08 00:16	50-32-8	
Benzo(b)fluoranthene	ND ug/kg		14.4	1	04/09/08 00:00	04/16/08 00:16	205-99-2	
Benzo(g,h,i)perylene	ND ug/kg		14.4	1	04/09/08 00:00	04/16/08 00:16	191-24-2	
Benzo(k)fluoranthene	ND ug/kg		14.4	1	04/09/08 00:00	04/16/08 00:16	207-08-9	
Chrysene	ND ug/kg		14.4	1	04/09/08 00:00	04/16/08 00:16	218-01-9	
Dibenz(a,h)anthracene	ND ug/kg		14.4	1	04/09/08 00:00	04/16/08 00:16	53-70-3	
Fluoranthene	ND ug/kg		14.4	1	04/09/08 00:00	04/16/08 00:16	206-44-0	
Fluorene	ND ug/kg		14.4	1	04/09/08 00:00	04/16/08 00:16	86-73-7	
Indeno(1,2,3-cd)pyrene	ND ug/kg		14.4	1	04/09/08 00:00	04/16/08 00:16	193-39-5	
1-Methylnaphthalene	ND ug/kg		14.4	1	04/09/08 00:00	04/16/08 00:16	90-12-0	
2-Methylnaphthalene	ND ug/kg		14.4	1	04/09/08 00:00	04/16/08 00:16	91-57-6	
Naphthalene	ND ug/kg		14.4	1	04/09/08 00:00	04/16/08 00:16	91-20-3	
Phenanthrene	ND ug/kg		14.4	1	04/09/08 00:00	04/16/08 00:16	85-01-8	
Pyrene	ND ug/kg		14.4	1	04/09/08 00:00	04/16/08 00:16	129-00-0	
Nitrobenzene-d5 (S)	23 %		30-120	1	04/09/08 00:00	04/16/08 00:16	4165-60-0	S0
2-Fluorobiphenyl (S)	53 %		30-120	1	04/09/08 00:00	04/16/08 00:16	321-60-8	
Terphenyl-d14 (S)	55 %		30-116	1	04/09/08 00:00	04/16/08 00:16	1718-51-0	

8260/5035A Volatile Organics

Analytical Method: EPA 8260

Acetone	ND ug/kg		113	1		04/08/08 13:08	67-64-1
Benzene	ND ug/kg		5.7	1		04/08/08 13:08	71-43-2
Bromochloromethane	ND ug/kg		5.7	1		04/08/08 13:08	74-97-5
Bromodichloromethane	ND ug/kg		5.7	1		04/08/08 13:08	75-27-4
Bromoform	ND ug/kg		5.7	1		04/08/08 13:08	75-25-2
Bromomethane	ND ug/kg		11.3	1		04/08/08 13:08	74-83-9

Date: 04/17/2008 02:41 PM

REPORT OF LABORATORY ANALYSIS

Page 5 of 66

This report shall not be reproduced, except in full,
without the written consent of Pace Analytical Services, Inc..



ANALYTICAL RESULTS

Project: MCAS NEW RIVER 111145

Pace Project No.: 9216278

Sample: **SBA1-56** Lab ID: **9216278001** Collected: 03/26/08 00:00 Received: 03/28/08 10:15 Matrix: Solid

Results reported on a "dry-weight" basis

Parameters	Results	Units	Report Limit	DF	Prepared	Analyzed	CAS No.	Qual
8260/5035A Volatile Organics		Analytical Method: EPA 8260						
2-Butanone (MEK)	ND	ug/kg	113	1		04/08/08 13:08	78-93-3	
Carbon disulfide	ND	ug/kg	11.3	1		04/08/08 13:08	75-15-0	
Carbon tetrachloride	ND	ug/kg	5.7	1		04/08/08 13:08	56-23-5	
Chlorobenzene	ND	ug/kg	5.7	1		04/08/08 13:08	108-90-7	
Chloroethane	ND	ug/kg	11.3	1		04/08/08 13:08	75-00-3	
Chloroform	ND	ug/kg	5.7	1		04/08/08 13:08	67-66-3	
Chloromethane	ND	ug/kg	11.3	1		04/08/08 13:08	74-87-3	
Cyclohexane	ND	ug/kg	5.7	1		04/08/08 13:08	110-82-7	
1,2-Dibromo-3-chloropropane	ND	ug/kg	5.7	1		04/08/08 13:08	96-12-8	
Dibromochloromethane	ND	ug/kg	5.7	1		04/08/08 13:08	124-48-1	
1,2-Dibromoethane (EDB)	ND	ug/kg	5.7	1		04/08/08 13:08	106-93-4	
1,2-Dichlorobenzene	ND	ug/kg	5.7	1		04/08/08 13:08	95-50-1	
1,3-Dichlorobenzene	ND	ug/kg	5.7	1		04/08/08 13:08	541-73-1	
1,4-Dichlorobenzene	ND	ug/kg	5.7	1		04/08/08 13:08	106-46-7	
Dichlorodifluoromethane	ND	ug/kg	11.3	1		04/08/08 13:08	75-71-8	
1,1-Dichloroethane	ND	ug/kg	5.7	1		04/08/08 13:08	75-34-3	
1,2-Dichloroethane	ND	ug/kg	5.7	1		04/08/08 13:08	107-06-2	
1,1-Dichloroethene	ND	ug/kg	5.7	1		04/08/08 13:08	75-35-4	
cis-1,2-Dichloroethene	ND	ug/kg	5.7	1		04/08/08 13:08	156-59-2	
trans-1,2-Dichloroethene	ND	ug/kg	5.7	1		04/08/08 13:08	156-60-5	
1,2-Dichloropropane	ND	ug/kg	5.7	1		04/08/08 13:08	78-87-5	
cis-1,3-Dichloropropene	ND	ug/kg	5.7	1		04/08/08 13:08	10061-01-5	
trans-1,3-Dichloropropene	ND	ug/kg	5.7	1		04/08/08 13:08	10061-02-6	
1,4-Dioxane (p-Dioxane)	ND	ug/kg	170	1		04/08/08 13:08	123-91-1	
Ethylbenzene	ND	ug/kg	5.7	1		04/08/08 13:08	100-41-4	
2-Hexanone	ND	ug/kg	56.6	1		04/08/08 13:08	591-78-6	
Isopropylbenzene (Cumene)	ND	ug/kg	5.7	1		04/08/08 13:08	98-82-8	
Methyl acetate	ND	ug/kg	11.3	1		04/08/08 13:08	79-20-9	
Methylcyclohexane	ND	ug/kg	11.3	1		04/08/08 13:08	108-87-2	
Methylene Chloride	ND	ug/kg	5.7	1		04/08/08 13:08	75-09-2	
4-Methyl-2-pentanone (MIBK)	ND	ug/kg	56.6	1		04/08/08 13:08	108-10-1	
Methyl-tert-butyl ether	ND	ug/kg	5.7	1		04/08/08 13:08	1634-04-4	
Styrene	ND	ug/kg	5.7	1		04/08/08 13:08	100-42-5	
1,1,2,2-Tetrachloroethane	ND	ug/kg	5.7	1		04/08/08 13:08	79-34-5	
Tetrachloroethene	ND	ug/kg	5.7	1		04/08/08 13:08	127-18-4	
Toluene	ND	ug/kg	5.7	1		04/08/08 13:08	108-88-3	
1,2,3-Trichlorobenzene	ND	ug/kg	5.7	1		04/08/08 13:08	87-61-6	
1,2,4-Trichlorobenzene	ND	ug/kg	5.7	1		04/08/08 13:08	120-82-1	
1,1,1-Trichloroethane	ND	ug/kg	5.7	1		04/08/08 13:08	71-55-6	
1,1,2-Trichloroethane	ND	ug/kg	5.7	1		04/08/08 13:08	79-00-5	
Trichloroethene	ND	ug/kg	5.7	1		04/08/08 13:08	79-01-6	
Trichlorofluoromethane	ND	ug/kg	5.7	1		04/08/08 13:08	75-69-4	
1,1,2-Trichlorotrifluoroethane	ND	ug/kg	5.7	1		04/08/08 13:08	76-13-1	
Vinyl chloride	ND	ug/kg	11.3	1		04/08/08 13:08	75-01-4	
m&p-Xylene	ND	ug/kg	11.3	1		04/08/08 13:08	1330-20-7	
o-Xylene	ND	ug/kg	5.7	1		04/08/08 13:08	95-47-6	

Date: 04/17/2008 02:41 PM

REPORT OF LABORATORY ANALYSIS

Page 6 of 66

This report shall not be reproduced, except in full,
without the written consent of Pace Analytical Services, Inc..



ANALYTICAL RESULTS

Project: MCAS NEW RIVER 111145

Pace Project No.: 9216278

Sample: SBA1-56 **Lab ID: 9216278001** Collected: 03/26/08 00:00 Received: 03/28/08 10:15 Matrix: Solid

Results reported on a "dry-weight" basis

Parameters	Results	Units	Report Limit	DF	Prepared	Analyzed	CAS No.	Qual
8260/5035A Volatile Organics		Analytical Method: EPA 8260						
Dibromofluoromethane (S)	106 %		79-116	1		04/08/08 13:08	1868-53-7	
Toluene-d8 (S)	101 %		88-110	1		04/08/08 13:08	2037-26-5	
4-Bromofluorobenzene (S)	98 %		74-115	1		04/08/08 13:08	460-00-4	
1,2-Dichloroethane-d4 (S)	105 %		69-121	1		04/08/08 13:08	17060-07-0	
Percent Moisture		Analytical Method: ASTM D2974-87						
Percent Moisture	30.3 %		0.10	1		03/31/08 09:57		

ANALYTICAL RESULTS

Project: MCAS NEW RIVER 111145

Pace Project No.: 9216278

Sample: SBA2-45 **Lab ID: 9216278002** Collected: 03/26/08 00:00 Received: 03/28/08 10:15 Matrix: Solid

Results reported on a "dry-weight" basis

Parameters	Results	Units	Report Limit	DF	Prepared	Analyzed	CAS No.	Qual
------------	---------	-------	--------------	----	----------	----------	---------	------

MADEP EPH NC Soil

Analytical Method: MADEP EPH Preparation Method: MADEP EPH

Aliphatic (C09-C18)	ND mg/kg		22.1	1	04/08/08 00:00	04/13/08 09:23		
Aliphatic (C19-C36)	ND mg/kg		22.1	1	04/08/08 00:00	04/13/08 09:23		
Aromatic (C11-C22)	ND mg/kg		22.1	1	04/08/08 00:00	04/13/08 09:23		
Nonatriacontane (S)	91 %		40-140	1	04/08/08 00:00	04/13/08 09:23	7194-86-7	
o-Terphenyl (S)	75 %		40-140	1	04/08/08 00:00	04/13/08 09:23	84-15-1	
2-Fluorobiphenyl (S)	86 %		40-140	1	04/08/08 00:00	04/13/08 09:23	321-60-8	
2-Bromonaphthalene (S)	89 %		40-140	1	04/08/08 00:00	04/13/08 09:23	580-13-2	

MADEP VPH NC Soil

Analytical Method: MADEP VPH Preparation Method: MADEP VPH

Aliphatic (C05-C08)	ND mg/kg		12.8	1	04/01/08 15:35	04/02/08 00:05		
Aliphatic (C09-C12)	ND mg/kg		12.8	1	04/01/08 15:35	04/02/08 00:05		
Aromatic (C09-C10)	ND mg/kg		12.8	1	04/01/08 15:35	04/02/08 00:05		
2,5-Dibromotoluene (PID)(S)	101 %		70-130	1	04/01/08 15:35	04/02/08 00:05		
2,5-Dibromotoluene (FID)(S)	102 %		70-130	1	04/01/08 15:35	04/02/08 00:05		

8270 MSSV PFE PAH by SIM

Analytical Method: EPA 8270 by SIM Preparation Method: EPA 3545

Acenaphthene	ND ug/kg		14.8	1	04/09/08 00:00	04/16/08 00:37	83-32-9	
Acenaphthylene	ND ug/kg		14.8	1	04/09/08 00:00	04/16/08 00:37	208-96-8	
Anthracene	ND ug/kg		14.8	1	04/09/08 00:00	04/16/08 00:37	120-12-7	
Benzo(a)anthracene	ND ug/kg		14.8	1	04/09/08 00:00	04/16/08 00:37	56-55-3	
Benzo(a)pyrene	ND ug/kg		14.8	1	04/09/08 00:00	04/16/08 00:37	50-32-8	
Benzo(b)fluoranthene	ND ug/kg		14.8	1	04/09/08 00:00	04/16/08 00:37	205-99-2	
Benzo(g,h,i)perylene	ND ug/kg		14.8	1	04/09/08 00:00	04/16/08 00:37	191-24-2	
Benzo(k)fluoranthene	ND ug/kg		14.8	1	04/09/08 00:00	04/16/08 00:37	207-08-9	
Chrysene	ND ug/kg		14.8	1	04/09/08 00:00	04/16/08 00:37	218-01-9	
Dibenz(a,h)anthracene	ND ug/kg		14.8	1	04/09/08 00:00	04/16/08 00:37	53-70-3	
Fluoranthene	ND ug/kg		14.8	1	04/09/08 00:00	04/16/08 00:37	206-44-0	
Fluorene	ND ug/kg		14.8	1	04/09/08 00:00	04/16/08 00:37	86-73-7	
Indeno(1,2,3-cd)pyrene	ND ug/kg		14.8	1	04/09/08 00:00	04/16/08 00:37	193-39-5	
1-Methylnaphthalene	ND ug/kg		14.8	1	04/09/08 00:00	04/16/08 00:37	90-12-0	
2-Methylnaphthalene	ND ug/kg		14.8	1	04/09/08 00:00	04/16/08 00:37	91-57-6	
Naphthalene	ND ug/kg		14.8	1	04/09/08 00:00	04/16/08 00:37	91-20-3	
Phenanthrene	ND ug/kg		14.8	1	04/09/08 00:00	04/16/08 00:37	85-01-8	
Pyrene	ND ug/kg		14.8	1	04/09/08 00:00	04/16/08 00:37	129-00-0	
Nitrobenzene-d5 (S)	20 %		30-120	1	04/09/08 00:00	04/16/08 00:37	4165-60-0	S0
2-Fluorobiphenyl (S)	52 %		30-120	1	04/09/08 00:00	04/16/08 00:37	321-60-8	
Terphenyl-d14 (S)	57 %		30-116	1	04/09/08 00:00	04/16/08 00:37	1718-51-0	

8260/5035A Volatile Organics

Analytical Method: EPA 8260

Acetone	ND ug/kg		110	1		04/08/08 13:26	67-64-1	
Benzene	ND ug/kg		5.5	1		04/08/08 13:26	71-43-2	
Bromochloromethane	ND ug/kg		5.5	1		04/08/08 13:26	74-97-5	
Bromodichloromethane	ND ug/kg		5.5	1		04/08/08 13:26	75-27-4	
Bromoform	ND ug/kg		5.5	1		04/08/08 13:26	75-25-2	
Bromomethane	ND ug/kg		11.0	1		04/08/08 13:26	74-83-9	

Date: 04/17/2008 02:41 PM

REPORT OF LABORATORY ANALYSIS

Page 8 of 66

This report shall not be reproduced, except in full,
without the written consent of Pace Analytical Services, Inc..



ANALYTICAL RESULTS

Project: MCAS NEW RIVER 111145

Pace Project No.: 9216278

Sample: SBA2-45 **Lab ID: 9216278002** Collected: 03/26/08 00:00 Received: 03/28/08 10:15 Matrix: Solid

Results reported on a "dry-weight" basis

Parameters	Results	Units	Report Limit	DF	Prepared	Analyzed	CAS No.	Qual
8260/5035A Volatile Organics		Analytical Method: EPA 8260						
2-Butanone (MEK)	ND	ug/kg	110	1		04/08/08 13:26	78-93-3	
Carbon disulfide	ND	ug/kg	11.0	1		04/08/08 13:26	75-15-0	
Carbon tetrachloride	ND	ug/kg	5.5	1		04/08/08 13:26	56-23-5	
Chlorobenzene	ND	ug/kg	5.5	1		04/08/08 13:26	108-90-7	
Chloroethane	ND	ug/kg	11.0	1		04/08/08 13:26	75-00-3	
Chloroform	ND	ug/kg	5.5	1		04/08/08 13:26	67-66-3	
Chloromethane	ND	ug/kg	11.0	1		04/08/08 13:26	74-87-3	
Cyclohexane	ND	ug/kg	5.5	1		04/08/08 13:26	110-82-7	
1,2-Dibromo-3-chloropropane	ND	ug/kg	5.5	1		04/08/08 13:26	96-12-8	
Dibromochloromethane	ND	ug/kg	5.5	1		04/08/08 13:26	124-48-1	
1,2-Dibromoethane (EDB)	ND	ug/kg	5.5	1		04/08/08 13:26	106-93-4	
1,2-Dichlorobenzene	ND	ug/kg	5.5	1		04/08/08 13:26	95-50-1	
1,3-Dichlorobenzene	ND	ug/kg	5.5	1		04/08/08 13:26	541-73-1	
1,4-Dichlorobenzene	ND	ug/kg	5.5	1		04/08/08 13:26	106-46-7	
Dichlorodifluoromethane	ND	ug/kg	11.0	1		04/08/08 13:26	75-71-8	
1,1-Dichloroethane	ND	ug/kg	5.5	1		04/08/08 13:26	75-34-3	
1,2-Dichloroethane	ND	ug/kg	5.5	1		04/08/08 13:26	107-06-2	
1,1-Dichloroethene	ND	ug/kg	5.5	1		04/08/08 13:26	75-35-4	
cis-1,2-Dichloroethene	ND	ug/kg	5.5	1		04/08/08 13:26	156-59-2	
trans-1,2-Dichloroethene	ND	ug/kg	5.5	1		04/08/08 13:26	156-60-5	
1,2-Dichloropropane	ND	ug/kg	5.5	1		04/08/08 13:26	78-87-5	
cis-1,3-Dichloropropene	ND	ug/kg	5.5	1		04/08/08 13:26	10061-01-5	
trans-1,3-Dichloropropene	ND	ug/kg	5.5	1		04/08/08 13:26	10061-02-6	
1,4-Dioxane (p-Dioxane)	ND	ug/kg	165	1		04/08/08 13:26	123-91-1	
Ethylbenzene	ND	ug/kg	5.5	1		04/08/08 13:26	100-41-4	
2-Hexanone	ND	ug/kg	54.9	1		04/08/08 13:26	591-78-6	
Isopropylbenzene (Cumene)	ND	ug/kg	5.5	1		04/08/08 13:26	98-82-8	
Methyl acetate	ND	ug/kg	11.0	1		04/08/08 13:26	79-20-9	
Methylcyclohexane	ND	ug/kg	11.0	1		04/08/08 13:26	108-87-2	
Methylene Chloride	ND	ug/kg	5.5	1		04/08/08 13:26	75-09-2	
4-Methyl-2-pentanone (MIBK)	ND	ug/kg	54.9	1		04/08/08 13:26	108-10-1	
Methyl-tert-butyl ether	ND	ug/kg	5.5	1		04/08/08 13:26	1634-04-4	
Styrene	ND	ug/kg	5.5	1		04/08/08 13:26	100-42-5	
1,1,2,2-Tetrachloroethane	ND	ug/kg	5.5	1		04/08/08 13:26	79-34-5	
Tetrachloroethene	ND	ug/kg	5.5	1		04/08/08 13:26	127-18-4	
Toluene	ND	ug/kg	5.5	1		04/08/08 13:26	108-88-3	
1,2,3-Trichlorobenzene	ND	ug/kg	5.5	1		04/08/08 13:26	87-61-6	
1,2,4-Trichlorobenzene	ND	ug/kg	5.5	1		04/08/08 13:26	120-82-1	
1,1,1-Trichloroethane	ND	ug/kg	5.5	1		04/08/08 13:26	71-55-6	
1,1,2-Trichloroethane	ND	ug/kg	5.5	1		04/08/08 13:26	79-00-5	
Trichloroethene	ND	ug/kg	5.5	1		04/08/08 13:26	79-01-6	
Trichlorofluoromethane	ND	ug/kg	5.5	1		04/08/08 13:26	75-69-4	
1,1,2-Trichlorotrifluoroethane	ND	ug/kg	5.5	1		04/08/08 13:26	76-13-1	
Vinyl chloride	ND	ug/kg	11.0	1		04/08/08 13:26	75-01-4	
m&p-Xylene	ND	ug/kg	11.0	1		04/08/08 13:26	1330-20-7	
o-Xylene	ND	ug/kg	5.5	1		04/08/08 13:26	95-47-6	

Date: 04/17/2008 02:41 PM

REPORT OF LABORATORY ANALYSIS

Page 9 of 66

This report shall not be reproduced, except in full,
without the written consent of Pace Analytical Services, Inc..



ANALYTICAL RESULTS

Project: MCAS NEW RIVER 111145

Pace Project No.: 9216278

Sample: SBA2-45 **Lab ID: 9216278002** Collected: 03/26/08 00:00 Received: 03/28/08 10:15 Matrix: Solid

Results reported on a "dry-weight" basis

Parameters	Results	Units	Report Limit	DF	Prepared	Analyzed	CAS No.	Qual
8260/5035A Volatile Organics		Analytical Method: EPA 8260						
Dibromofluoromethane (S)	104 %		79-116	1		04/08/08 13:26	1868-53-7	
Toluene-d8 (S)	101 %		88-110	1		04/08/08 13:26	2037-26-5	
4-Bromofluorobenzene (S)	99 %		74-115	1		04/08/08 13:26	460-00-4	
1,2-Dichloroethane-d4 (S)	105 %		69-121	1		04/08/08 13:26	17060-07-0	
Percent Moisture		Analytical Method: ASTM D2974-87						
Percent Moisture	32.3 %		0.10	1		03/31/08 09:38		

ANALYTICAL RESULTS

Project: MCAS NEW RIVER 111145

Pace Project No.: 9216278

Sample: SBA7-78 **Lab ID: 9216278003** Collected: 03/26/08 00:00 Received: 03/28/08 10:15 Matrix: Solid

Results reported on a "dry-weight" basis

Parameters	Results	Units	Report Limit	DF	Prepared	Analyzed	CAS No.	Qual
------------	---------	-------	--------------	----	----------	----------	---------	------

MADEP EPH NC Soil

Analytical Method: MADEP EPH Preparation Method: MADEP EPH

Aliphatic (C09-C18)	ND mg/kg		12.9	1	04/08/08 00:00	04/13/08 09:59		
Aliphatic (C19-C36)	ND mg/kg		12.9	1	04/08/08 00:00	04/13/08 09:59		
Aromatic (C11-C22)	ND mg/kg		12.9	1	04/08/08 00:00	04/13/08 09:59		
Nonatriacontane (S)	89 %		40-140	1	04/08/08 00:00	04/13/08 09:59	7194-86-7	
o-Terphenyl (S)	72 %		40-140	1	04/08/08 00:00	04/13/08 09:59	84-15-1	
2-Fluorobiphenyl (S)	78 %		40-140	1	04/08/08 00:00	04/13/08 09:59	321-60-8	
2-Bromonaphthalene (S)	81 %		40-140	1	04/08/08 00:00	04/13/08 09:59	580-13-2	

MADEP VPH NC Soil

Analytical Method: MADEP VPH Preparation Method: MADEP VPH

Aliphatic (C05-C08)	ND mg/kg		10.3	1	04/01/08 15:35	04/02/08 00:35		
Aliphatic (C09-C12)	ND mg/kg		10.3	1	04/01/08 15:35	04/02/08 00:35		
Aromatic (C09-C10)	ND mg/kg		10.3	1	04/01/08 15:35	04/02/08 00:35		
2,5-Dibromotoluene (PID)(S)	96 %		70-130	1	04/01/08 15:35	04/02/08 00:35		
2,5-Dibromotoluene (FID)(S)	98 %		70-130	1	04/01/08 15:35	04/02/08 00:35		

8270 MSSV PFE PAH by SIM

Analytical Method: EPA 8270 by SIM Preparation Method: EPA 3545

Acenaphthene	ND ug/kg		12.9	1	04/09/08 00:00	04/16/08 00:58	83-32-9	
Acenaphthylene	ND ug/kg		12.9	1	04/09/08 00:00	04/16/08 00:58	208-96-8	
Anthracene	ND ug/kg		12.9	1	04/09/08 00:00	04/16/08 00:58	120-12-7	
Benzo(a)anthracene	ND ug/kg		12.9	1	04/09/08 00:00	04/16/08 00:58	56-55-3	
Benzo(a)pyrene	ND ug/kg		12.9	1	04/09/08 00:00	04/16/08 00:58	50-32-8	
Benzo(b)fluoranthene	ND ug/kg		12.9	1	04/09/08 00:00	04/16/08 00:58	205-99-2	
Benzo(g,h,i)perylene	ND ug/kg		12.9	1	04/09/08 00:00	04/16/08 00:58	191-24-2	
Benzo(k)fluoranthene	ND ug/kg		12.9	1	04/09/08 00:00	04/16/08 00:58	207-08-9	
Chrysene	ND ug/kg		12.9	1	04/09/08 00:00	04/16/08 00:58	218-01-9	
Dibenz(a,h)anthracene	ND ug/kg		12.9	1	04/09/08 00:00	04/16/08 00:58	53-70-3	
Fluoranthene	ND ug/kg		12.9	1	04/09/08 00:00	04/16/08 00:58	206-44-0	
Fluorene	ND ug/kg		12.9	1	04/09/08 00:00	04/16/08 00:58	86-73-7	
Indeno(1,2,3-cd)pyrene	ND ug/kg		12.9	1	04/09/08 00:00	04/16/08 00:58	193-39-5	
1-Methylnaphthalene	ND ug/kg		12.9	1	04/09/08 00:00	04/16/08 00:58	90-12-0	
2-Methylnaphthalene	ND ug/kg		12.9	1	04/09/08 00:00	04/16/08 00:58	91-57-6	
Naphthalene	ND ug/kg		12.9	1	04/09/08 00:00	04/16/08 00:58	91-20-3	
Phenanthrene	ND ug/kg		12.9	1	04/09/08 00:00	04/16/08 00:58	85-01-8	
Pyrene	ND ug/kg		12.9	1	04/09/08 00:00	04/16/08 00:58	129-00-0	
Nitrobenzene-d5 (S)	52 %		30-120	1	04/09/08 00:00	04/16/08 00:58	4165-60-0	
2-Fluorobiphenyl (S)	52 %		30-120	1	04/09/08 00:00	04/16/08 00:58	321-60-8	
Terphenyl-d14 (S)	64 %		30-116	1	04/09/08 00:00	04/16/08 00:58	1718-51-0	

8260/5035A Volatile Organics

Analytical Method: EPA 8260

Acetone	ND ug/kg		96.8	1		04/08/08 13:44	67-64-1
Benzene	ND ug/kg		4.8	1		04/08/08 13:44	71-43-2
Bromochloromethane	ND ug/kg		4.8	1		04/08/08 13:44	74-97-5
Bromodichloromethane	ND ug/kg		4.8	1		04/08/08 13:44	75-27-4
Bromoform	ND ug/kg		4.8	1		04/08/08 13:44	75-25-2
Bromomethane	ND ug/kg		9.7	1		04/08/08 13:44	74-83-9

ANALYTICAL RESULTS

Project: MCAS NEW RIVER 111145

Pace Project No.: 9216278

Sample: SBA7-78 **Lab ID: 9216278003** Collected: 03/26/08 00:00 Received: 03/28/08 10:15 Matrix: Solid

Results reported on a "dry-weight" basis

Parameters	Results	Units	Report Limit	DF	Prepared	Analyzed	CAS No.	Qual
8260/5035A Volatile Organics		Analytical Method: EPA 8260						
2-Butanone (MEK)	ND	ug/kg	96.8	1		04/08/08 13:44	78-93-3	
Carbon disulfide	ND	ug/kg	9.7	1		04/08/08 13:44	75-15-0	
Carbon tetrachloride	ND	ug/kg	4.8	1		04/08/08 13:44	56-23-5	
Chlorobenzene	ND	ug/kg	4.8	1		04/08/08 13:44	108-90-7	
Chloroethane	ND	ug/kg	9.7	1		04/08/08 13:44	75-00-3	
Chloroform	ND	ug/kg	4.8	1		04/08/08 13:44	67-66-3	
Chloromethane	ND	ug/kg	9.7	1		04/08/08 13:44	74-87-3	
Cyclohexane	ND	ug/kg	4.8	1		04/08/08 13:44	110-82-7	
1,2-Dibromo-3-chloropropane	ND	ug/kg	4.8	1		04/08/08 13:44	96-12-8	
Dibromochloromethane	ND	ug/kg	4.8	1		04/08/08 13:44	124-48-1	
1,2-Dibromoethane (EDB)	ND	ug/kg	4.8	1		04/08/08 13:44	106-93-4	
1,2-Dichlorobenzene	ND	ug/kg	4.8	1		04/08/08 13:44	95-50-1	
1,3-Dichlorobenzene	ND	ug/kg	4.8	1		04/08/08 13:44	541-73-1	
1,4-Dichlorobenzene	ND	ug/kg	4.8	1		04/08/08 13:44	106-46-7	
Dichlorodifluoromethane	ND	ug/kg	9.7	1		04/08/08 13:44	75-71-8	
1,1-Dichloroethane	ND	ug/kg	4.8	1		04/08/08 13:44	75-34-3	
1,2-Dichloroethane	ND	ug/kg	4.8	1		04/08/08 13:44	107-06-2	
1,1-Dichloroethene	ND	ug/kg	4.8	1		04/08/08 13:44	75-35-4	
cis-1,2-Dichloroethene	ND	ug/kg	4.8	1		04/08/08 13:44	156-59-2	
trans-1,2-Dichloroethene	ND	ug/kg	4.8	1		04/08/08 13:44	156-60-5	
1,2-Dichloropropane	ND	ug/kg	4.8	1		04/08/08 13:44	78-87-5	
cis-1,3-Dichloropropene	ND	ug/kg	4.8	1		04/08/08 13:44	10061-01-5	
trans-1,3-Dichloropropene	ND	ug/kg	4.8	1		04/08/08 13:44	10061-02-6	
1,4-Dioxane (p-Dioxane)	ND	ug/kg	145	1		04/08/08 13:44	123-91-1	
Ethylbenzene	ND	ug/kg	4.8	1		04/08/08 13:44	100-41-4	
2-Hexanone	ND	ug/kg	48.4	1		04/08/08 13:44	591-78-6	
Isopropylbenzene (Cumene)	ND	ug/kg	4.8	1		04/08/08 13:44	98-82-8	
Methyl acetate	ND	ug/kg	9.7	1		04/08/08 13:44	79-20-9	
Methylcyclohexane	ND	ug/kg	9.7	1		04/08/08 13:44	108-87-2	
Methylene Chloride	ND	ug/kg	4.8	1		04/08/08 13:44	75-09-2	
4-Methyl-2-pentanone (MIBK)	ND	ug/kg	48.4	1		04/08/08 13:44	108-10-1	
Methyl-tert-butyl ether	ND	ug/kg	4.8	1		04/08/08 13:44	1634-04-4	
Styrene	ND	ug/kg	4.8	1		04/08/08 13:44	100-42-5	
1,1,2,2-Tetrachloroethane	ND	ug/kg	4.8	1		04/08/08 13:44	79-34-5	
Tetrachloroethene	ND	ug/kg	4.8	1		04/08/08 13:44	127-18-4	
Toluene	ND	ug/kg	4.8	1		04/08/08 13:44	108-88-3	
1,2,3-Trichlorobenzene	ND	ug/kg	4.8	1		04/08/08 13:44	87-61-6	
1,2,4-Trichlorobenzene	ND	ug/kg	4.8	1		04/08/08 13:44	120-82-1	
1,1,1-Trichloroethane	ND	ug/kg	4.8	1		04/08/08 13:44	71-55-6	
1,1,2-Trichloroethane	ND	ug/kg	4.8	1		04/08/08 13:44	79-00-5	
Trichloroethene	ND	ug/kg	4.8	1		04/08/08 13:44	79-01-6	
Trichlorofluoromethane	ND	ug/kg	4.8	1		04/08/08 13:44	75-69-4	
1,1,2-Trichlorotrifluoroethane	ND	ug/kg	4.8	1		04/08/08 13:44	76-13-1	
Vinyl chloride	ND	ug/kg	9.7	1		04/08/08 13:44	75-01-4	
m&p-Xylene	ND	ug/kg	9.7	1		04/08/08 13:44	1330-20-7	
o-Xylene	ND	ug/kg	4.8	1		04/08/08 13:44	95-47-6	

ANALYTICAL RESULTS

Project: MCAS NEW RIVER 111145

Pace Project No.: 9216278

Sample: SBA7-78 **Lab ID: 9216278003** Collected: 03/26/08 00:00 Received: 03/28/08 10:15 Matrix: Solid

Results reported on a "dry-weight" basis

Parameters	Results	Units	Report Limit	DF	Prepared	Analyzed	CAS No.	Qual
8260/5035A Volatile Organics		Analytical Method: EPA 8260						
Dibromofluoromethane (S)	103 %		79-116	1		04/08/08 13:44	1868-53-7	
Toluene-d8 (S)	102 %		88-110	1		04/08/08 13:44	2037-26-5	
4-Bromofluorobenzene (S)	97 %		74-115	1		04/08/08 13:44	460-00-4	
1,2-Dichloroethane-d4 (S)	104 %		69-121	1		04/08/08 13:44	17060-07-0	
Percent Moisture		Analytical Method: ASTM D2974-87						
Percent Moisture	22.6 %		0.10	1		03/31/08 09:39		

ANALYTICAL RESULTS

Project: MCAS NEW RIVER 111145

Pace Project No.: 9216278

Sample: SBA7-78 DUP **Lab ID: 9216278004** Collected: 03/26/08 00:00 Received: 03/28/08 10:15 Matrix: Solid

Results reported on a "dry-weight" basis

Parameters	Results	Units	Report Limit	DF	Prepared	Analyzed	CAS No.	Qual
------------	---------	-------	--------------	----	----------	----------	---------	------

MADEP EPH NC Soil

Analytical Method: MADEP EPH Preparation Method: MADEP EPH

Aliphatic (C09-C18)	ND mg/kg		11.8	1	04/08/08 00:00	04/13/08 17:56		
Aliphatic (C19-C36)	ND mg/kg		11.8	1	04/08/08 00:00	04/13/08 17:56		
Aromatic (C11-C22)	ND mg/kg		11.8	1	04/08/08 00:00	04/13/08 17:56		
Nonatriacontane (S)	91 %		40-140	1	04/08/08 00:00	04/13/08 17:56	7194-86-7	
o-Terphenyl (S)	74 %		40-140	1	04/08/08 00:00	04/13/08 17:56	84-15-1	
2-Fluorobiphenyl (S)	91 %		40-140	1	04/08/08 00:00	04/13/08 17:56	321-60-8	
2-Bromonaphthalene (S)	84 %		40-140	1	04/08/08 00:00	04/13/08 17:56	580-13-2	

MADEP VPH NC Soil

Analytical Method: MADEP VPH Preparation Method: MADEP VPH

Aliphatic (C05-C08)	ND mg/kg		9.6	1	04/01/08 15:35	04/02/08 01:06		
Aliphatic (C09-C12)	ND mg/kg		9.6	1	04/01/08 15:35	04/02/08 01:06		
Aromatic (C09-C10)	ND mg/kg		9.6	1	04/01/08 15:35	04/02/08 01:06		
2,5-Dibromotoluene (PID)(S)	94 %		70-130	1	04/01/08 15:35	04/02/08 01:06		
2,5-Dibromotoluene (FID)(S)	97 %		70-130	1	04/01/08 15:35	04/02/08 01:06		

8270 MSSV PFE PAH by SIM

Analytical Method: EPA 8270 by SIM Preparation Method: EPA 3545

Acenaphthene	ND ug/kg		11.8	1	04/09/08 00:00	04/16/08 01:20	83-32-9	
Acenaphthylene	ND ug/kg		11.8	1	04/09/08 00:00	04/16/08 01:20	208-96-8	
Anthracene	ND ug/kg		11.8	1	04/09/08 00:00	04/16/08 01:20	120-12-7	
Benzo(a)anthracene	ND ug/kg		11.8	1	04/09/08 00:00	04/16/08 01:20	56-55-3	
Benzo(a)pyrene	ND ug/kg		11.8	1	04/09/08 00:00	04/16/08 01:20	50-32-8	
Benzo(b)fluoranthene	ND ug/kg		11.8	1	04/09/08 00:00	04/16/08 01:20	205-99-2	
Benzo(g,h,i)perylene	ND ug/kg		11.8	1	04/09/08 00:00	04/16/08 01:20	191-24-2	
Benzo(k)fluoranthene	ND ug/kg		11.8	1	04/09/08 00:00	04/16/08 01:20	207-08-9	
Chrysene	ND ug/kg		11.8	1	04/09/08 00:00	04/16/08 01:20	218-01-9	
Dibenz(a,h)anthracene	ND ug/kg		11.8	1	04/09/08 00:00	04/16/08 01:20	53-70-3	
Fluoranthene	ND ug/kg		11.8	1	04/09/08 00:00	04/16/08 01:20	206-44-0	
Fluorene	ND ug/kg		11.8	1	04/09/08 00:00	04/16/08 01:20	86-73-7	
Indeno(1,2,3-cd)pyrene	ND ug/kg		11.8	1	04/09/08 00:00	04/16/08 01:20	193-39-5	
1-Methylnaphthalene	ND ug/kg		11.8	1	04/09/08 00:00	04/16/08 01:20	90-12-0	
2-Methylnaphthalene	ND ug/kg		11.8	1	04/09/08 00:00	04/16/08 01:20	91-57-6	
Naphthalene	ND ug/kg		11.8	1	04/09/08 00:00	04/16/08 01:20	91-20-3	
Phenanthrene	ND ug/kg		11.8	1	04/09/08 00:00	04/16/08 01:20	85-01-8	
Pyrene	ND ug/kg		11.8	1	04/09/08 00:00	04/16/08 01:20	129-00-0	
Nitrobenzene-d5 (S)	44 %		30-120	1	04/09/08 00:00	04/16/08 01:20	4165-60-0	
2-Fluorobiphenyl (S)	58 %		30-120	1	04/09/08 00:00	04/16/08 01:20	321-60-8	
Terphenyl-d14 (S)	61 %		30-116	1	04/09/08 00:00	04/16/08 01:20	1718-51-0	

8260/5035A Volatile Organics

Analytical Method: EPA 8260

Acetone	ND ug/kg		105	1		04/07/08 17:42	67-64-1
Benzene	ND ug/kg		5.2	1		04/07/08 17:42	71-43-2
Bromochloromethane	ND ug/kg		5.2	1		04/07/08 17:42	74-97-5
Bromodichloromethane	ND ug/kg		5.2	1		04/07/08 17:42	75-27-4
Bromoform	ND ug/kg		5.2	1		04/07/08 17:42	75-25-2
Bromomethane	ND ug/kg		10.5	1		04/07/08 17:42	74-83-9

ANALYTICAL RESULTS

Project: MCAS NEW RIVER 111145

Pace Project No.: 9216278

Sample: SBA7-78 DUP **Lab ID: 9216278004** Collected: 03/26/08 00:00 Received: 03/28/08 10:15 Matrix: Solid

Results reported on a "dry-weight" basis

Parameters	Results	Units	Report Limit	DF	Prepared	Analyzed	CAS No.	Qual
8260/5035A Volatile Organics		Analytical Method: EPA 8260						
2-Butanone (MEK)	ND	ug/kg	105	1		04/07/08 17:42	78-93-3	
Carbon disulfide	ND	ug/kg	10.5	1		04/07/08 17:42	75-15-0	
Carbon tetrachloride	ND	ug/kg	5.2	1		04/07/08 17:42	56-23-5	
Chlorobenzene	ND	ug/kg	5.2	1		04/07/08 17:42	108-90-7	
Chloroethane	ND	ug/kg	10.5	1		04/07/08 17:42	75-00-3	
Chloroform	ND	ug/kg	5.2	1		04/07/08 17:42	67-66-3	
Chloromethane	ND	ug/kg	10.5	1		04/07/08 17:42	74-87-3	
Cyclohexane	ND	ug/kg	5.2	1		04/07/08 17:42	110-82-7	
1,2-Dibromo-3-chloropropane	ND	ug/kg	5.2	1		04/07/08 17:42	96-12-8	
Dibromochloromethane	ND	ug/kg	5.2	1		04/07/08 17:42	124-48-1	
1,2-Dibromoethane (EDB)	ND	ug/kg	5.2	1		04/07/08 17:42	106-93-4	
1,2-Dichlorobenzene	ND	ug/kg	5.2	1		04/07/08 17:42	95-50-1	
1,3-Dichlorobenzene	ND	ug/kg	5.2	1		04/07/08 17:42	541-73-1	
1,4-Dichlorobenzene	ND	ug/kg	5.2	1		04/07/08 17:42	106-46-7	
Dichlorodifluoromethane	ND	ug/kg	10.5	1		04/07/08 17:42	75-71-8	
1,1-Dichloroethane	ND	ug/kg	5.2	1		04/07/08 17:42	75-34-3	
1,2-Dichloroethane	ND	ug/kg	5.2	1		04/07/08 17:42	107-06-2	
1,1-Dichloroethene	ND	ug/kg	5.2	1		04/07/08 17:42	75-35-4	
cis-1,2-Dichloroethene	ND	ug/kg	5.2	1		04/07/08 17:42	156-59-2	
trans-1,2-Dichloroethene	ND	ug/kg	5.2	1		04/07/08 17:42	156-60-5	
1,2-Dichloropropane	ND	ug/kg	5.2	1		04/07/08 17:42	78-87-5	
cis-1,3-Dichloropropene	ND	ug/kg	5.2	1		04/07/08 17:42	10061-01-5	
trans-1,3-Dichloropropene	ND	ug/kg	5.2	1		04/07/08 17:42	10061-02-6	
1,4-Dioxane (p-Dioxane)	ND	ug/kg	157	1		04/07/08 17:42	123-91-1	
Ethylbenzene	ND	ug/kg	5.2	1		04/07/08 17:42	100-41-4	
2-Hexanone	ND	ug/kg	52.4	1		04/07/08 17:42	591-78-6	
Isopropylbenzene (Cumene)	ND	ug/kg	5.2	1		04/07/08 17:42	98-82-8	
Methyl acetate	ND	ug/kg	10.5	1		04/07/08 17:42	79-20-9	
Methylcyclohexane	ND	ug/kg	10.5	1		04/07/08 17:42	108-87-2	
Methylene Chloride	ND	ug/kg	5.2	1		04/07/08 17:42	75-09-2	
4-Methyl-2-pentanone (MIBK)	ND	ug/kg	52.4	1		04/07/08 17:42	108-10-1	
Methyl-tert-butyl ether	ND	ug/kg	5.2	1		04/07/08 17:42	1634-04-4	
Styrene	ND	ug/kg	5.2	1		04/07/08 17:42	100-42-5	
1,1,2,2-Tetrachloroethane	ND	ug/kg	5.2	1		04/07/08 17:42	79-34-5	
Tetrachloroethene	ND	ug/kg	5.2	1		04/07/08 17:42	127-18-4	
Toluene	ND	ug/kg	5.2	1		04/07/08 17:42	108-88-3	
1,2,3-Trichlorobenzene	ND	ug/kg	5.2	1		04/07/08 17:42	87-61-6	
1,2,4-Trichlorobenzene	ND	ug/kg	5.2	1		04/07/08 17:42	120-82-1	
1,1,1-Trichloroethane	ND	ug/kg	5.2	1		04/07/08 17:42	71-55-6	
1,1,2-Trichloroethane	ND	ug/kg	5.2	1		04/07/08 17:42	79-00-5	
Trichloroethene	ND	ug/kg	5.2	1		04/07/08 17:42	79-01-6	
Trichlorofluoromethane	ND	ug/kg	5.2	1		04/07/08 17:42	75-69-4	
1,1,2-Trichlorotrifluoroethane	ND	ug/kg	5.2	1		04/07/08 17:42	76-13-1	
Vinyl chloride	ND	ug/kg	10.5	1		04/07/08 17:42	75-01-4	
m&p-Xylene	ND	ug/kg	10.5	1		04/07/08 17:42	1330-20-7	
o-Xylene	ND	ug/kg	5.2	1		04/07/08 17:42	95-47-6	

Date: 04/17/2008 02:41 PM

REPORT OF LABORATORY ANALYSIS

Page 15 of 66

This report shall not be reproduced, except in full,
without the written consent of Pace Analytical Services, Inc..



ANALYTICAL RESULTS

Project: MCAS NEW RIVER 111145

Pace Project No.: 9216278

Sample: SBA7-78 DUP **Lab ID: 9216278004** Collected: 03/26/08 00:00 Received: 03/28/08 10:15 Matrix: Solid

Results reported on a "dry-weight" basis

Parameters	Results	Units	Report Limit	DF	Prepared	Analyzed	CAS No.	Qual
8260/5035A Volatile Organics		Analytical Method: EPA 8260						
Dibromofluoromethane (S)	103 %		79-116	1		04/07/08 17:42	1868-53-7	
Toluene-d8 (S)	99 %		88-110	1		04/07/08 17:42	2037-26-5	
4-Bromofluorobenzene (S)	99 %		74-115	1		04/07/08 17:42	460-00-4	
1,2-Dichloroethane-d4 (S)	111 %		69-121	1		04/07/08 17:42	17060-07-0	
Percent Moisture		Analytical Method: ASTM D2974-87						
Percent Moisture	14.9 %		0.10	1		03/31/08 09:39		

ANALYTICAL RESULTS

Project: MCAS NEW RIVER 111145

Pace Project No.: 9216278

Sample: SBA1-78 **Lab ID: 9216278005** Collected: 03/26/08 00:00 Received: 03/28/08 10:15 Matrix: Solid

Results reported on a "dry-weight" basis

Parameters	Results	Units	Report Limit	DF	Prepared	Analyzed	CAS No.	Qual
9071 Oil and Grease Analytical Method: 9071B ASE Preparation Method: 9071B ASE								
Oil and Grease	ND	mg/kg	227	1	04/03/08 00:00	04/03/08 00:00		
MADEP EPH NC Soil Analytical Method: MADEP EPH Preparation Method: MADEP EPH								
Aliphatic (C09-C18)	ND	mg/kg	13.6	1	04/08/08 00:00	04/13/08 18:33		
Aliphatic (C19-C36)	ND	mg/kg	13.6	1	04/08/08 00:00	04/13/08 18:33		
Aromatic (C11-C22)	ND	mg/kg	13.6	1	04/08/08 00:00	04/13/08 18:33		
Nonatriacontane (S)	72	%	40-140	1	04/08/08 00:00	04/13/08 18:33	7194-86-7	
o-Terphenyl (S)	68	%	40-140	1	04/08/08 00:00	04/13/08 18:33	84-15-1	
2-Fluorobiphenyl (S)	82	%	40-140	1	04/08/08 00:00	04/13/08 18:33	321-60-8	
2-Bromonaphthalene (S)	83	%	40-140	1	04/08/08 00:00	04/13/08 18:33	580-13-2	
MADEP VPH NC Soil Analytical Method: MADEP VPH Preparation Method: MADEP VPH								
Aliphatic (C05-C08)	ND	mg/kg	11.1	1	04/01/08 15:35	04/02/08 01:36		
Aliphatic (C09-C12)	ND	mg/kg	11.1	1	04/01/08 15:35	04/02/08 01:36		
Aromatic (C09-C10)	ND	mg/kg	11.1	1	04/01/08 15:35	04/02/08 01:36		
2,5-Dibromotoluene (PID)(S)	95	%	70-130	1	04/01/08 15:35	04/02/08 01:36		
2,5-Dibromotoluene (FID)(S)	97	%	70-130	1	04/01/08 15:35	04/02/08 01:36		
8270 MSSV PFE PAH by SIM Analytical Method: EPA 8270 by SIM Preparation Method: EPA 3545								
Acenaphthene	ND	ug/kg	13.6	1	04/09/08 00:00	04/16/08 01:41	83-32-9	
Acenaphthylene	ND	ug/kg	13.6	1	04/09/08 00:00	04/16/08 01:41	208-96-8	
Anthracene	ND	ug/kg	13.6	1	04/09/08 00:00	04/16/08 01:41	120-12-7	
Benzo(a)anthracene	ND	ug/kg	13.6	1	04/09/08 00:00	04/16/08 01:41	56-55-3	
Benzo(a)pyrene	ND	ug/kg	13.6	1	04/09/08 00:00	04/16/08 01:41	50-32-8	
Benzo(b)fluoranthene	ND	ug/kg	13.6	1	04/09/08 00:00	04/16/08 01:41	205-99-2	
Benzo(g,h,i)perylene	ND	ug/kg	13.6	1	04/09/08 00:00	04/16/08 01:41	191-24-2	
Benzo(k)fluoranthene	ND	ug/kg	13.6	1	04/09/08 00:00	04/16/08 01:41	207-08-9	
Chrysene	ND	ug/kg	13.6	1	04/09/08 00:00	04/16/08 01:41	218-01-9	
Dibenz(a,h)anthracene	ND	ug/kg	13.6	1	04/09/08 00:00	04/16/08 01:41	53-70-3	
Fluoranthene	ND	ug/kg	13.6	1	04/09/08 00:00	04/16/08 01:41	206-44-0	
Fluorene	ND	ug/kg	13.6	1	04/09/08 00:00	04/16/08 01:41	86-73-7	
Indeno(1,2,3-cd)pyrene	ND	ug/kg	13.6	1	04/09/08 00:00	04/16/08 01:41	193-39-5	
1-Methylnaphthalene	ND	ug/kg	13.6	1	04/09/08 00:00	04/16/08 01:41	90-12-0	
2-Methylnaphthalene	ND	ug/kg	13.6	1	04/09/08 00:00	04/16/08 01:41	91-57-6	
Naphthalene	ND	ug/kg	13.6	1	04/09/08 00:00	04/16/08 01:41	91-20-3	
Phenanthrene	ND	ug/kg	13.6	1	04/09/08 00:00	04/16/08 01:41	85-01-8	
Pyrene	ND	ug/kg	13.6	1	04/09/08 00:00	04/16/08 01:41	129-00-0	
Nitrobenzene-d5 (S)	25	%	30-120	1	04/09/08 00:00	04/16/08 01:41	4165-60-0	SO
2-Fluorobiphenyl (S)	55	%	30-120	1	04/09/08 00:00	04/16/08 01:41	321-60-8	
Terphenyl-d14 (S)	58	%	30-116	1	04/09/08 00:00	04/16/08 01:41	1718-51-0	
8260/5035A Volatile Organics Analytical Method: EPA 8260								
Acetone	ND	ug/kg	111	1		04/07/08 18:00	67-64-1	
Benzene	ND	ug/kg	5.5	1		04/07/08 18:00	71-43-2	
Bromochloromethane	ND	ug/kg	5.5	1		04/07/08 18:00	74-97-5	

ANALYTICAL RESULTS

Project: MCAS NEW RIVER 111145

Pace Project No.: 9216278

Sample: SBA1-78 **Lab ID: 9216278005** Collected: 03/26/08 00:00 Received: 03/28/08 10:15 Matrix: Solid

Results reported on a "dry-weight" basis

Parameters	Results	Units	Report Limit	DF	Prepared	Analyzed	CAS No.	Qual
8260/5035A Volatile Organics		Analytical Method: EPA 8260						
Bromodichloromethane	ND	ug/kg	5.5	1		04/07/08 18:00	75-27-4	
Bromoform	ND	ug/kg	5.5	1		04/07/08 18:00	75-25-2	
Bromomethane	ND	ug/kg	11.1	1		04/07/08 18:00	74-83-9	
2-Butanone (MEK)	ND	ug/kg	111	1		04/07/08 18:00	78-93-3	
Carbon disulfide	ND	ug/kg	11.1	1		04/07/08 18:00	75-15-0	
Carbon tetrachloride	ND	ug/kg	5.5	1		04/07/08 18:00	56-23-5	
Chlorobenzene	ND	ug/kg	5.5	1		04/07/08 18:00	108-90-7	
Chloroethane	ND	ug/kg	11.1	1		04/07/08 18:00	75-00-3	
Chloroform	ND	ug/kg	5.5	1		04/07/08 18:00	67-66-3	
Chloromethane	ND	ug/kg	11.1	1		04/07/08 18:00	74-87-3	
Cyclohexane	ND	ug/kg	5.5	1		04/07/08 18:00	110-82-7	
1,2-Dibromo-3-chloropropane	ND	ug/kg	5.5	1		04/07/08 18:00	96-12-8	
Dibromochloromethane	ND	ug/kg	5.5	1		04/07/08 18:00	124-48-1	
1,2-Dibromoethane (EDB)	ND	ug/kg	5.5	1		04/07/08 18:00	106-93-4	
1,2-Dichlorobenzene	ND	ug/kg	5.5	1		04/07/08 18:00	95-50-1	
1,3-Dichlorobenzene	ND	ug/kg	5.5	1		04/07/08 18:00	541-73-1	
1,4-Dichlorobenzene	ND	ug/kg	5.5	1		04/07/08 18:00	106-46-7	
Dichlorodifluoromethane	ND	ug/kg	11.1	1		04/07/08 18:00	75-71-8	
1,1-Dichloroethane	ND	ug/kg	5.5	1		04/07/08 18:00	75-34-3	
1,2-Dichloroethane	ND	ug/kg	5.5	1		04/07/08 18:00	107-06-2	
1,1-Dichloroethene	ND	ug/kg	5.5	1		04/07/08 18:00	75-35-4	
cis-1,2-Dichloroethene	ND	ug/kg	5.5	1		04/07/08 18:00	156-59-2	
trans-1,2-Dichloroethene	ND	ug/kg	5.5	1		04/07/08 18:00	156-60-5	
1,2-Dichloropropane	ND	ug/kg	5.5	1		04/07/08 18:00	78-87-5	
cis-1,3-Dichloropropene	ND	ug/kg	5.5	1		04/07/08 18:00	10061-01-5	
trans-1,3-Dichloropropene	ND	ug/kg	5.5	1		04/07/08 18:00	10061-02-6	
1,4-Dioxane (p-Dioxane)	ND	ug/kg	166	1		04/07/08 18:00	123-91-1	
Ethylbenzene	ND	ug/kg	5.5	1		04/07/08 18:00	100-41-4	
2-Hexanone	ND	ug/kg	55.5	1		04/07/08 18:00	591-78-6	
Isopropylbenzene (Cumene)	ND	ug/kg	5.5	1		04/07/08 18:00	98-82-8	
Methyl acetate	ND	ug/kg	11.1	1		04/07/08 18:00	79-20-9	
Methylcyclohexane	ND	ug/kg	11.1	1		04/07/08 18:00	108-87-2	
Methylene Chloride	ND	ug/kg	5.5	1		04/07/08 18:00	75-09-2	
4-Methyl-2-pentanone (MIBK)	ND	ug/kg	55.5	1		04/07/08 18:00	108-10-1	
Methyl-tert-butyl ether	ND	ug/kg	5.5	1		04/07/08 18:00	1634-04-4	
Styrene	ND	ug/kg	5.5	1		04/07/08 18:00	100-42-5	
1,1,2,2-Tetrachloroethane	ND	ug/kg	5.5	1		04/07/08 18:00	79-34-5	
Tetrachloroethene	ND	ug/kg	5.5	1		04/07/08 18:00	127-18-4	
Toluene	ND	ug/kg	5.5	1		04/07/08 18:00	108-88-3	
1,2,3-Trichlorobenzene	ND	ug/kg	5.5	1		04/07/08 18:00	87-61-6	
1,2,4-Trichlorobenzene	ND	ug/kg	5.5	1		04/07/08 18:00	120-82-1	
1,1,1-Trichloroethane	ND	ug/kg	5.5	1		04/07/08 18:00	71-55-6	
1,1,2-Trichloroethane	ND	ug/kg	5.5	1		04/07/08 18:00	79-00-5	
Trichloroethene	ND	ug/kg	5.5	1		04/07/08 18:00	79-01-6	
Trichlorofluoromethane	ND	ug/kg	5.5	1		04/07/08 18:00	75-69-4	
1,1,2-Trichlorotrifluoroethane	ND	ug/kg	5.5	1		04/07/08 18:00	76-13-1	

Date: 04/17/2008 02:41 PM

REPORT OF LABORATORY ANALYSIS

Page 18 of 66

This report shall not be reproduced, except in full,
without the written consent of Pace Analytical Services, Inc..



ANALYTICAL RESULTS

Project: MCAS NEW RIVER 111145

Pace Project No.: 9216278

Sample: SBA1-78 **Lab ID: 9216278005** Collected: 03/26/08 00:00 Received: 03/28/08 10:15 Matrix: Solid

Results reported on a "dry-weight" basis

Parameters	Results	Units	Report Limit	DF	Prepared	Analyzed	CAS No.	Qual
8260/5035A Volatile Organics		Analytical Method: EPA 8260						
Vinyl chloride	ND	ug/kg	11.1	1		04/07/08 18:00	75-01-4	
m&p-Xylene	ND	ug/kg	11.1	1		04/07/08 18:00	1330-20-7	
o-Xylene	ND	ug/kg	5.5	1		04/07/08 18:00	95-47-6	
Dibromofluoromethane (S)	105	%	79-116	1		04/07/08 18:00	1868-53-7	
Toluene-d8 (S)	101	%	88-110	1		04/07/08 18:00	2037-26-5	
4-Bromofluorobenzene (S)	97	%	74-115	1		04/07/08 18:00	460-00-4	
1,2-Dichloroethane-d4 (S)	112	%	69-121	1		04/07/08 18:00	17060-07-0	
Percent Moisture		Analytical Method: ASTM D2974-87						
Percent Moisture	26.4	%	0.10	1		03/31/08 09:39		

ANALYTICAL RESULTS

Project: MCAS NEW RIVER 111145

Pace Project No.: 9216278

Sample: SBA2-67 **Lab ID: 9216278006** Collected: 03/26/08 00:00 Received: 03/28/08 10:15 Matrix: Solid

Results reported on a "dry-weight" basis

Parameters	Results	Units	Report Limit	DF	Prepared	Analyzed	CAS No.	Qual
------------	---------	-------	--------------	----	----------	----------	---------	------

9071 Oil and Grease

Analytical Method: 9071B ASE Preparation Method: 9071B ASE

Oil and Grease	ND mg/kg		237	1	04/03/08 00:00	04/03/08 00:00		
----------------	----------	--	-----	---	----------------	----------------	--	--

MADEP EPH NC Soil

Analytical Method: MADEP EPH Preparation Method: MADEP EPH

Aliphatic (C09-C18)	ND mg/kg		21.3	1	04/08/08 00:00	04/13/08 19:09		
Aliphatic (C19-C36)	ND mg/kg		21.3	1	04/08/08 00:00	04/13/08 19:09		
Aromatic (C11-C22)	ND mg/kg		21.3	1	04/08/08 00:00	04/13/08 19:09		
Nonatriacontane (S)	77 %		40-140	1	04/08/08 00:00	04/13/08 19:09	7194-86-7	
o-Terphenyl (S)	70 %		40-140	1	04/08/08 00:00	04/13/08 19:09	84-15-1	
2-Fluorobiphenyl (S)	78 %		40-140	1	04/08/08 00:00	04/13/08 19:09	321-60-8	
2-Bromonaphthalene (S)	82 %		40-140	1	04/08/08 00:00	04/13/08 19:09	580-13-2	

MADEP VPH NC Soil

Analytical Method: MADEP VPH Preparation Method: MADEP VPH

Aliphatic (C05-C08)	ND mg/kg		13.6	1	04/01/08 15:35	04/02/08 02:07		
Aliphatic (C09-C12)	ND mg/kg		13.6	1	04/01/08 15:35	04/02/08 02:07		
Aromatic (C09-C10)	ND mg/kg		13.6	1	04/01/08 15:35	04/02/08 02:07		
2,5-Dibromotoluene (PID)(S)	96 %		70-130	1	04/01/08 15:35	04/02/08 02:07		
2,5-Dibromotoluene (FID)(S)	98 %		70-130	1	04/01/08 15:35	04/02/08 02:07		

8270 MSSV PFE PAH by SIM

Analytical Method: EPA 8270 by SIM Preparation Method: EPA 3545

Acenaphthene	ND ug/kg		14.2	1	04/09/08 00:00	04/16/08 02:02	83-32-9	
Acenaphthylene	ND ug/kg		14.2	1	04/09/08 00:00	04/16/08 02:02	208-96-8	
Anthracene	ND ug/kg		14.2	1	04/09/08 00:00	04/16/08 02:02	120-12-7	
Benzo(a)anthracene	ND ug/kg		14.2	1	04/09/08 00:00	04/16/08 02:02	56-55-3	
Benzo(a)pyrene	ND ug/kg		14.2	1	04/09/08 00:00	04/16/08 02:02	50-32-8	
Benzo(b)fluoranthene	ND ug/kg		14.2	1	04/09/08 00:00	04/16/08 02:02	205-99-2	
Benzo(g,h,i)perylene	ND ug/kg		14.2	1	04/09/08 00:00	04/16/08 02:02	191-24-2	
Benzo(k)fluoranthene	ND ug/kg		14.2	1	04/09/08 00:00	04/16/08 02:02	207-08-9	
Chrysene	ND ug/kg		14.2	1	04/09/08 00:00	04/16/08 02:02	218-01-9	
Dibenz(a,h)anthracene	ND ug/kg		14.2	1	04/09/08 00:00	04/16/08 02:02	53-70-3	
Fluoranthene	ND ug/kg		14.2	1	04/09/08 00:00	04/16/08 02:02	206-44-0	
Fluorene	ND ug/kg		14.2	1	04/09/08 00:00	04/16/08 02:02	86-73-7	
Indeno(1,2,3-cd)pyrene	ND ug/kg		14.2	1	04/09/08 00:00	04/16/08 02:02	193-39-5	
1-Methylnaphthalene	ND ug/kg		14.2	1	04/09/08 00:00	04/16/08 02:02	90-12-0	
2-Methylnaphthalene	ND ug/kg		14.2	1	04/09/08 00:00	04/16/08 02:02	91-57-6	
Naphthalene	ND ug/kg		14.2	1	04/09/08 00:00	04/16/08 02:02	91-20-3	
Phenanthrene	ND ug/kg		14.2	1	04/09/08 00:00	04/16/08 02:02	85-01-8	
Pyrene	ND ug/kg		14.2	1	04/09/08 00:00	04/16/08 02:02	129-00-0	
Nitrobenzene-d5 (S)	14 %		30-120	1	04/09/08 00:00	04/16/08 02:02	4165-60-0	SO
2-Fluorobiphenyl (S)	53 %		30-120	1	04/09/08 00:00	04/16/08 02:02	321-60-8	
Terphenyl-d14 (S)	71 %		30-116	1	04/09/08 00:00	04/16/08 02:02	1718-51-0	

8260/5035A Volatile Organics

Analytical Method: EPA 8260

Acetone	ND ug/kg		121	1		04/07/08 18:18	67-64-1	
Benzene	ND ug/kg		6.0	1		04/07/08 18:18	71-43-2	
Bromochloromethane	ND ug/kg		6.0	1		04/07/08 18:18	74-97-5	

Date: 04/17/2008 02:41 PM

REPORT OF LABORATORY ANALYSIS

Page 20 of 66

This report shall not be reproduced, except in full,
without the written consent of Pace Analytical Services, Inc..



ANALYTICAL RESULTS

Project: MCAS NEW RIVER 111145

Pace Project No.: 9216278

Sample: SBA2-67 **Lab ID: 9216278006** Collected: 03/26/08 00:00 Received: 03/28/08 10:15 Matrix: Solid

Results reported on a "dry-weight" basis

Parameters	Results	Units	Report Limit	DF	Prepared	Analyzed	CAS No.	Qual
8260/5035A Volatile Organics		Analytical Method: EPA 8260						
Bromodichloromethane	ND	ug/kg	6.0	1		04/07/08 18:18	75-27-4	
Bromoform	ND	ug/kg	6.0	1		04/07/08 18:18	75-25-2	
Bromomethane	ND	ug/kg	12.1	1		04/07/08 18:18	74-83-9	
2-Butanone (MEK)	ND	ug/kg	121	1		04/07/08 18:18	78-93-3	
Carbon disulfide	ND	ug/kg	12.1	1		04/07/08 18:18	75-15-0	
Carbon tetrachloride	ND	ug/kg	6.0	1		04/07/08 18:18	56-23-5	
Chlorobenzene	ND	ug/kg	6.0	1		04/07/08 18:18	108-90-7	
Chloroethane	ND	ug/kg	12.1	1		04/07/08 18:18	75-00-3	
Chloroform	ND	ug/kg	6.0	1		04/07/08 18:18	67-66-3	
Chloromethane	ND	ug/kg	12.1	1		04/07/08 18:18	74-87-3	
Cyclohexane	ND	ug/kg	6.0	1		04/07/08 18:18	110-82-7	
1,2-Dibromo-3-chloropropane	ND	ug/kg	6.0	1		04/07/08 18:18	96-12-8	
Dibromochloromethane	ND	ug/kg	6.0	1		04/07/08 18:18	124-48-1	
1,2-Dibromoethane (EDB)	ND	ug/kg	6.0	1		04/07/08 18:18	106-93-4	
1,2-Dichlorobenzene	ND	ug/kg	6.0	1		04/07/08 18:18	95-50-1	
1,3-Dichlorobenzene	ND	ug/kg	6.0	1		04/07/08 18:18	541-73-1	
1,4-Dichlorobenzene	ND	ug/kg	6.0	1		04/07/08 18:18	106-46-7	
Dichlorodifluoromethane	ND	ug/kg	12.1	1		04/07/08 18:18	75-71-8	
1,1-Dichloroethane	ND	ug/kg	6.0	1		04/07/08 18:18	75-34-3	
1,2-Dichloroethane	ND	ug/kg	6.0	1		04/07/08 18:18	107-06-2	
1,1-Dichloroethene	ND	ug/kg	6.0	1		04/07/08 18:18	75-35-4	
cis-1,2-Dichloroethene	ND	ug/kg	6.0	1		04/07/08 18:18	156-59-2	
trans-1,2-Dichloroethene	ND	ug/kg	6.0	1		04/07/08 18:18	156-60-5	
1,2-Dichloropropane	ND	ug/kg	6.0	1		04/07/08 18:18	78-87-5	
cis-1,3-Dichloropropene	ND	ug/kg	6.0	1		04/07/08 18:18	10061-01-5	
trans-1,3-Dichloropropene	ND	ug/kg	6.0	1		04/07/08 18:18	10061-02-6	
1,4-Dioxane (p-Dioxane)	ND	ug/kg	181	1		04/07/08 18:18	123-91-1	
Ethylbenzene	ND	ug/kg	6.0	1		04/07/08 18:18	100-41-4	
2-Hexanone	ND	ug/kg	60.3	1		04/07/08 18:18	591-78-6	
Isopropylbenzene (Cumene)	ND	ug/kg	6.0	1		04/07/08 18:18	98-82-8	
Methyl acetate	ND	ug/kg	12.1	1		04/07/08 18:18	79-20-9	
Methylcyclohexane	ND	ug/kg	12.1	1		04/07/08 18:18	108-87-2	
Methylene Chloride	ND	ug/kg	6.0	1		04/07/08 18:18	75-09-2	
4-Methyl-2-pentanone (MIBK)	ND	ug/kg	60.3	1		04/07/08 18:18	108-10-1	
Methyl-tert-butyl ether	ND	ug/kg	6.0	1		04/07/08 18:18	1634-04-4	
Styrene	ND	ug/kg	6.0	1		04/07/08 18:18	100-42-5	
1,1,2,2-Tetrachloroethane	ND	ug/kg	6.0	1		04/07/08 18:18	79-34-5	
Tetrachloroethene	ND	ug/kg	6.0	1		04/07/08 18:18	127-18-4	
Toluene	ND	ug/kg	6.0	1		04/07/08 18:18	108-88-3	
1,2,3-Trichlorobenzene	ND	ug/kg	6.0	1		04/07/08 18:18	87-61-6	
1,2,4-Trichlorobenzene	ND	ug/kg	6.0	1		04/07/08 18:18	120-82-1	
1,1,1-Trichloroethane	ND	ug/kg	6.0	1		04/07/08 18:18	71-55-6	
1,1,2-Trichloroethane	ND	ug/kg	6.0	1		04/07/08 18:18	79-00-5	
Trichloroethene	ND	ug/kg	6.0	1		04/07/08 18:18	79-01-6	
Trichlorofluoromethane	ND	ug/kg	6.0	1		04/07/08 18:18	75-69-4	
1,1,2-Trichlorotrifluoroethane	ND	ug/kg	6.0	1		04/07/08 18:18	76-13-1	

Date: 04/17/2008 02:41 PM

REPORT OF LABORATORY ANALYSIS

Page 21 of 66

This report shall not be reproduced, except in full,
without the written consent of Pace Analytical Services, Inc..



ANALYTICAL RESULTS

Project: MCAS NEW RIVER 111145

Pace Project No.: 9216278

Sample: SBA2-67 **Lab ID: 9216278006** Collected: 03/26/08 00:00 Received: 03/28/08 10:15 Matrix: Solid

Results reported on a "dry-weight" basis

Parameters	Results	Units	Report Limit	DF	Prepared	Analyzed	CAS No.	Qual
8260/5035A Volatile Organics		Analytical Method: EPA 8260						
Vinyl chloride	ND	ug/kg	12.1	1		04/07/08 18:18	75-01-4	
m&p-Xylene	ND	ug/kg	12.1	1		04/07/08 18:18	1330-20-7	
o-Xylene	ND	ug/kg	6.0	1		04/07/08 18:18	95-47-6	
Dibromofluoromethane (S)	104	%	79-116	1		04/07/08 18:18	1868-53-7	
Toluene-d8 (S)	102	%	88-110	1		04/07/08 18:18	2037-26-5	
4-Bromofluorobenzene (S)	102	%	74-115	1		04/07/08 18:18	460-00-4	
1,2-Dichloroethane-d4 (S)	108	%	69-121	1		04/07/08 18:18	17060-07-0	
Percent Moisture		Analytical Method: ASTM D2974-87						
Percent Moisture	29.4	%	0.10	1		03/31/08 09:39		

ANALYTICAL RESULTS

Project: MCAS NEW RIVER 111145

Pace Project No.: 9216278

Sample: SBA3-78 **Lab ID: 9216278007** Collected: 03/26/08 00:00 Received: 03/28/08 10:15 Matrix: Solid

Results reported on a "dry-weight" basis

Parameters	Results	Units	Report Limit	DF	Prepared	Analyzed	CAS No.	Qual
------------	---------	-------	--------------	----	----------	----------	---------	------

9071 Oil and Grease

Analytical Method: 9071B ASE Preparation Method: 9071B ASE

Oil and Grease	ND mg/kg		237	1	04/03/08 00:00	04/03/08 00:00		
----------------	----------	--	-----	---	----------------	----------------	--	--

MADEP EPH NC Soil

Analytical Method: MADEP EPH Preparation Method: MADEP EPH

Aliphatic (C09-C18)	ND mg/kg		14.2	1	04/14/08 00:00	04/14/08 21:38		1g
Aliphatic (C19-C36)	ND mg/kg		14.2	1	04/14/08 00:00	04/14/08 21:38		1g
Aromatic (C11-C22)	ND mg/kg		14.2	1	04/14/08 00:00	04/14/08 21:38		1g
Nonatriacontane (S)	92 %		40-140	1	04/14/08 00:00	04/14/08 21:38	7194-86-7	
o-Terphenyl (S)	88 %		40-140	1	04/14/08 00:00	04/14/08 21:38	84-15-1	
2-Fluorobiphenyl (S)	66 %		40-140	1	04/14/08 00:00	04/14/08 21:38	321-60-8	
2-Bromonaphthalene (S)	79 %		40-140	1	04/14/08 00:00	04/14/08 21:38	580-13-2	

MADEP VPH NC Soil

Analytical Method: MADEP VPH Preparation Method: MADEP VPH

Aliphatic (C05-C08)	ND mg/kg		12.3	1	04/01/08 15:35	04/02/08 02:37		
Aliphatic (C09-C12)	ND mg/kg		12.3	1	04/01/08 15:35	04/02/08 02:37		
Aromatic (C09-C10)	ND mg/kg		12.3	1	04/01/08 15:35	04/02/08 02:37		
2,5-Dibromotoluene (PID)(S)	93 %		70-130	1	04/01/08 15:35	04/02/08 02:37		
2,5-Dibromotoluene (FID)(S)	96 %		70-130	1	04/01/08 15:35	04/02/08 02:37		

8270 MSSV PFE PAH by SIM

Analytical Method: EPA 8270 by SIM Preparation Method: EPA 3545

Acenaphthene	ND ug/kg		14.2	1	04/09/08 00:00	04/16/08 02:23	83-32-9	
Acenaphthylene	ND ug/kg		14.2	1	04/09/08 00:00	04/16/08 02:23	208-96-8	
Anthracene	ND ug/kg		14.2	1	04/09/08 00:00	04/16/08 02:23	120-12-7	
Benzo(a)anthracene	ND ug/kg		14.2	1	04/09/08 00:00	04/16/08 02:23	56-55-3	
Benzo(a)pyrene	ND ug/kg		14.2	1	04/09/08 00:00	04/16/08 02:23	50-32-8	
Benzo(b)fluoranthene	ND ug/kg		14.2	1	04/09/08 00:00	04/16/08 02:23	205-99-2	
Benzo(g,h,i)perylene	ND ug/kg		14.2	1	04/09/08 00:00	04/16/08 02:23	191-24-2	
Benzo(k)fluoranthene	ND ug/kg		14.2	1	04/09/08 00:00	04/16/08 02:23	207-08-9	
Chrysene	ND ug/kg		14.2	1	04/09/08 00:00	04/16/08 02:23	218-01-9	
Dibenz(a,h)anthracene	ND ug/kg		14.2	1	04/09/08 00:00	04/16/08 02:23	53-70-3	
Fluoranthene	ND ug/kg		14.2	1	04/09/08 00:00	04/16/08 02:23	206-44-0	
Fluorene	ND ug/kg		14.2	1	04/09/08 00:00	04/16/08 02:23	86-73-7	
Indeno(1,2,3-cd)pyrene	ND ug/kg		14.2	1	04/09/08 00:00	04/16/08 02:23	193-39-5	
1-Methylnaphthalene	ND ug/kg		14.2	1	04/09/08 00:00	04/16/08 02:23	90-12-0	
2-Methylnaphthalene	16.8 ug/kg		14.2	1	04/09/08 00:00	04/16/08 02:23	91-57-6	
Naphthalene	54.5 ug/kg		14.2	1	04/09/08 00:00	04/16/08 02:23	91-20-3	
Phenanthrene	ND ug/kg		14.2	1	04/09/08 00:00	04/16/08 02:23	85-01-8	
Pyrene	ND ug/kg		14.2	1	04/09/08 00:00	04/16/08 02:23	129-00-0	
Nitrobenzene-d5 (S)	33 %		30-120	1	04/09/08 00:00	04/16/08 02:23	4165-60-0	
2-Fluorobiphenyl (S)	51 %		30-120	1	04/09/08 00:00	04/16/08 02:23	321-60-8	
Terphenyl-d14 (S)	71 %		30-116	1	04/09/08 00:00	04/16/08 02:23	1718-51-0	

8260/5035A Volatile Organics

Analytical Method: EPA 8260

Acetone	ND ug/kg		115	1		04/07/08 18:36	67-64-1	
Benzene	ND ug/kg		5.7	1		04/07/08 18:36	71-43-2	
Bromochloromethane	ND ug/kg		5.7	1		04/07/08 18:36	74-97-5	

ANALYTICAL RESULTS

Project: MCAS NEW RIVER 111145

Pace Project No.: 9216278

Sample: SBA3-78 **Lab ID: 9216278007** Collected: 03/26/08 00:00 Received: 03/28/08 10:15 Matrix: Solid

Results reported on a "dry-weight" basis

Parameters	Results	Units	Report Limit	DF	Prepared	Analyzed	CAS No.	Qual
8260/5035A Volatile Organics		Analytical Method: EPA 8260						
Bromodichloromethane	ND	ug/kg	5.7	1		04/07/08 18:36	75-27-4	
Bromoform	ND	ug/kg	5.7	1		04/07/08 18:36	75-25-2	
Bromomethane	ND	ug/kg	11.5	1		04/07/08 18:36	74-83-9	
2-Butanone (MEK)	ND	ug/kg	115	1		04/07/08 18:36	78-93-3	
Carbon disulfide	ND	ug/kg	11.5	1		04/07/08 18:36	75-15-0	
Carbon tetrachloride	ND	ug/kg	5.7	1		04/07/08 18:36	56-23-5	
Chlorobenzene	ND	ug/kg	5.7	1		04/07/08 18:36	108-90-7	
Chloroethane	ND	ug/kg	11.5	1		04/07/08 18:36	75-00-3	
Chloroform	ND	ug/kg	5.7	1		04/07/08 18:36	67-66-3	
Chloromethane	ND	ug/kg	11.5	1		04/07/08 18:36	74-87-3	
Cyclohexane	ND	ug/kg	5.7	1		04/07/08 18:36	110-82-7	
1,2-Dibromo-3-chloropropane	ND	ug/kg	5.7	1		04/07/08 18:36	96-12-8	
Dibromochloromethane	ND	ug/kg	5.7	1		04/07/08 18:36	124-48-1	
1,2-Dibromoethane (EDB)	ND	ug/kg	5.7	1		04/07/08 18:36	106-93-4	
1,2-Dichlorobenzene	ND	ug/kg	5.7	1		04/07/08 18:36	95-50-1	
1,3-Dichlorobenzene	ND	ug/kg	5.7	1		04/07/08 18:36	541-73-1	
1,4-Dichlorobenzene	ND	ug/kg	5.7	1		04/07/08 18:36	106-46-7	
Dichlorodifluoromethane	ND	ug/kg	11.5	1		04/07/08 18:36	75-71-8	
1,1-Dichloroethane	ND	ug/kg	5.7	1		04/07/08 18:36	75-34-3	
1,2-Dichloroethane	ND	ug/kg	5.7	1		04/07/08 18:36	107-06-2	
1,1-Dichloroethene	ND	ug/kg	5.7	1		04/07/08 18:36	75-35-4	
cis-1,2-Dichloroethene	ND	ug/kg	5.7	1		04/07/08 18:36	156-59-2	
trans-1,2-Dichloroethene	ND	ug/kg	5.7	1		04/07/08 18:36	156-60-5	
1,2-Dichloropropane	ND	ug/kg	5.7	1		04/07/08 18:36	78-87-5	
cis-1,3-Dichloropropene	ND	ug/kg	5.7	1		04/07/08 18:36	10061-01-5	
trans-1,3-Dichloropropene	ND	ug/kg	5.7	1		04/07/08 18:36	10061-02-6	
1,4-Dioxane (p-Dioxane)	ND	ug/kg	172	1		04/07/08 18:36	123-91-1	
Ethylbenzene	ND	ug/kg	5.7	1		04/07/08 18:36	100-41-4	
2-Hexanone	ND	ug/kg	57.4	1		04/07/08 18:36	591-78-6	
Isopropylbenzene (Cumene)	ND	ug/kg	5.7	1		04/07/08 18:36	98-82-8	
Methyl acetate	ND	ug/kg	11.5	1		04/07/08 18:36	79-20-9	
Methylcyclohexane	ND	ug/kg	11.5	1		04/07/08 18:36	108-87-2	
Methylene Chloride	ND	ug/kg	5.7	1		04/07/08 18:36	75-09-2	
4-Methyl-2-pentanone (MIBK)	ND	ug/kg	57.4	1		04/07/08 18:36	108-10-1	
Methyl-tert-butyl ether	ND	ug/kg	5.7	1		04/07/08 18:36	1634-04-4	
Styrene	ND	ug/kg	5.7	1		04/07/08 18:36	100-42-5	
1,1,2,2-Tetrachloroethane	ND	ug/kg	5.7	1		04/07/08 18:36	79-34-5	
Tetrachloroethene	ND	ug/kg	5.7	1		04/07/08 18:36	127-18-4	
Toluene	ND	ug/kg	5.7	1		04/07/08 18:36	108-88-3	
1,2,3-Trichlorobenzene	ND	ug/kg	5.7	1		04/07/08 18:36	87-61-6	
1,2,4-Trichlorobenzene	ND	ug/kg	5.7	1		04/07/08 18:36	120-82-1	
1,1,1-Trichloroethane	ND	ug/kg	5.7	1		04/07/08 18:36	71-55-6	
1,1,2-Trichloroethane	ND	ug/kg	5.7	1		04/07/08 18:36	79-00-5	
Trichloroethene	ND	ug/kg	5.7	1		04/07/08 18:36	79-01-6	
Trichlorofluoromethane	ND	ug/kg	5.7	1		04/07/08 18:36	75-69-4	
1,1,2-Trichlorotrifluoroethane	ND	ug/kg	5.7	1		04/07/08 18:36	76-13-1	

Date: 04/17/2008 02:41 PM

REPORT OF LABORATORY ANALYSIS

Page 24 of 66

This report shall not be reproduced, except in full,
without the written consent of Pace Analytical Services, Inc..



ANALYTICAL RESULTS

Project: MCAS NEW RIVER 111145

Pace Project No.: 9216278

Sample: SBA3-78 **Lab ID: 9216278007** Collected: 03/26/08 00:00 Received: 03/28/08 10:15 Matrix: Solid

Results reported on a "dry-weight" basis

Parameters	Results	Units	Report Limit	DF	Prepared	Analyzed	CAS No.	Qual
8260/5035A Volatile Organics		Analytical Method: EPA 8260						
Vinyl chloride	ND	ug/kg	11.5	1		04/07/08 18:36	75-01-4	
m&p-Xylene	ND	ug/kg	11.5	1		04/07/08 18:36	1330-20-7	
o-Xylene	ND	ug/kg	5.7	1		04/07/08 18:36	95-47-6	
Dibromofluoromethane (S)	110	%	79-116	1		04/07/08 18:36	1868-53-7	
Toluene-d8 (S)	101	%	88-110	1		04/07/08 18:36	2037-26-5	
4-Bromofluorobenzene (S)	100	%	74-115	1		04/07/08 18:36	460-00-4	
1,2-Dichloroethane-d4 (S)	116	%	69-121	1		04/07/08 18:36	17060-07-0	
Percent Moisture		Analytical Method: ASTM D2974-87						
Percent Moisture	29.4	%	0.10	1		03/31/08 09:40		

ANALYTICAL RESULTS

Project: MCAS NEW RIVER 111145

Pace Project No.: 9216278

Sample: SBA4-78 **Lab ID: 9216278008** Collected: 03/26/08 00:00 Received: 03/28/08 10:15 Matrix: Solid

Results reported on a "dry-weight" basis

Parameters	Results	Units	Report Limit	DF	Prepared	Analyzed	CAS No.	Qual
------------	---------	-------	--------------	----	----------	----------	---------	------

9071 Oil and Grease

Analytical Method: 9071B ASE Preparation Method: 9071B ASE

Oil and Grease	ND mg/kg		247	1	04/03/08 00:00	04/03/08 00:00		
----------------	----------	--	-----	---	----------------	----------------	--	--

MADEP EPH NC Soil

Analytical Method: MADEP EPH Preparation Method: MADEP EPH

Aliphatic (C09-C18)	ND mg/kg		22.2	1	04/08/08 00:00	04/13/08 20:22		
Aliphatic (C19-C36)	ND mg/kg		22.2	1	04/08/08 00:00	04/13/08 20:22		
Aromatic (C11-C22)	ND mg/kg		22.2	1	04/08/08 00:00	04/13/08 20:22		
Nonatriacontane (S)	68 %		40-140	1	04/08/08 00:00	04/13/08 20:22	7194-86-7	
o-Terphenyl (S)	80 %		40-140	1	04/08/08 00:00	04/13/08 20:22	84-15-1	
2-Fluorobiphenyl (S)	87 %		40-140	1	04/08/08 00:00	04/13/08 20:22	321-60-8	
2-Bromonaphthalene (S)	89 %		40-140	1	04/08/08 00:00	04/13/08 20:22	580-13-2	

MADEP VPH NC Soil

Analytical Method: MADEP VPH Preparation Method: MADEP VPH

Aliphatic (C05-C08)	ND mg/kg		12.3	1	04/01/08 15:35	04/02/08 03:07		
Aliphatic (C09-C12)	ND mg/kg		12.3	1	04/01/08 15:35	04/02/08 03:07		
Aromatic (C09-C10)	ND mg/kg		12.3	1	04/01/08 15:35	04/02/08 03:07		
2,5-Dibromotoluene (PID)(S)	97 %		70-130	1	04/01/08 15:35	04/02/08 03:07		
2,5-Dibromotoluene (FID)(S)	100 %		70-130	1	04/01/08 15:35	04/02/08 03:07		

8270 MSSV PFE PAH by SIM

Analytical Method: EPA 8270 by SIM Preparation Method: EPA 3545

Acenaphthene	ND ug/kg		14.8	1	04/09/08 00:00	04/16/08 02:44	83-32-9	
Acenaphthylene	ND ug/kg		14.8	1	04/09/08 00:00	04/16/08 02:44	208-96-8	
Anthracene	ND ug/kg		14.8	1	04/09/08 00:00	04/16/08 02:44	120-12-7	
Benzo(a)anthracene	ND ug/kg		14.8	1	04/09/08 00:00	04/16/08 02:44	56-55-3	
Benzo(a)pyrene	ND ug/kg		14.8	1	04/09/08 00:00	04/16/08 02:44	50-32-8	
Benzo(b)fluoranthene	ND ug/kg		14.8	1	04/09/08 00:00	04/16/08 02:44	205-99-2	
Benzo(g,h,i)perylene	ND ug/kg		14.8	1	04/09/08 00:00	04/16/08 02:44	191-24-2	
Benzo(k)fluoranthene	ND ug/kg		14.8	1	04/09/08 00:00	04/16/08 02:44	207-08-9	
Chrysene	ND ug/kg		14.8	1	04/09/08 00:00	04/16/08 02:44	218-01-9	
Dibenz(a,h)anthracene	ND ug/kg		14.8	1	04/09/08 00:00	04/16/08 02:44	53-70-3	
Fluoranthene	ND ug/kg		14.8	1	04/09/08 00:00	04/16/08 02:44	206-44-0	
Fluorene	ND ug/kg		14.8	1	04/09/08 00:00	04/16/08 02:44	86-73-7	
Indeno(1,2,3-cd)pyrene	ND ug/kg		14.8	1	04/09/08 00:00	04/16/08 02:44	193-39-5	
1-Methylnaphthalene	ND ug/kg		14.8	1	04/09/08 00:00	04/16/08 02:44	90-12-0	
2-Methylnaphthalene	ND ug/kg		14.8	1	04/09/08 00:00	04/16/08 02:44	91-57-6	
Naphthalene	ND ug/kg		14.8	1	04/09/08 00:00	04/16/08 02:44	91-20-3	
Phenanthrene	ND ug/kg		14.8	1	04/09/08 00:00	04/16/08 02:44	85-01-8	
Pyrene	ND ug/kg		14.8	1	04/09/08 00:00	04/16/08 02:44	129-00-0	
Nitrobenzene-d5 (S)	53 %		30-120	1	04/09/08 00:00	04/16/08 02:44	4165-60-0	
2-Fluorobiphenyl (S)	70 %		30-120	1	04/09/08 00:00	04/16/08 02:44	321-60-8	
Terphenyl-d14 (S)	81 %		30-116	1	04/09/08 00:00	04/16/08 02:44	1718-51-0	

8260/5035A Volatile Organics

Analytical Method: EPA 8260

Acetone	ND ug/kg		120	1	04/07/08 18:54	67-64-1	
Benzene	ND ug/kg		6.0	1	04/07/08 18:54	71-43-2	
Bromochloromethane	ND ug/kg		6.0	1	04/07/08 18:54	74-97-5	

Date: 04/17/2008 02:41 PM

REPORT OF LABORATORY ANALYSIS

Page 26 of 66

This report shall not be reproduced, except in full,
without the written consent of Pace Analytical Services, Inc..



ANALYTICAL RESULTS

Project: MCAS NEW RIVER 111145

Pace Project No.: 9216278

Sample: SBA4-78 **Lab ID: 9216278008** Collected: 03/26/08 00:00 Received: 03/28/08 10:15 Matrix: Solid

Results reported on a "dry-weight" basis

Parameters	Results	Units	Report Limit	DF	Prepared	Analyzed	CAS No.	Qual
8260/5035A Volatile Organics		Analytical Method: EPA 8260						
Bromodichloromethane	ND	ug/kg	6.0	1		04/07/08 18:54	75-27-4	
Bromoform	ND	ug/kg	6.0	1		04/07/08 18:54	75-25-2	
Bromomethane	ND	ug/kg	12.0	1		04/07/08 18:54	74-83-9	
2-Butanone (MEK)	ND	ug/kg	120	1		04/07/08 18:54	78-93-3	
Carbon disulfide	ND	ug/kg	12.0	1		04/07/08 18:54	75-15-0	
Carbon tetrachloride	ND	ug/kg	6.0	1		04/07/08 18:54	56-23-5	
Chlorobenzene	ND	ug/kg	6.0	1		04/07/08 18:54	108-90-7	
Chloroethane	ND	ug/kg	12.0	1		04/07/08 18:54	75-00-3	
Chloroform	ND	ug/kg	6.0	1		04/07/08 18:54	67-66-3	
Chloromethane	ND	ug/kg	12.0	1		04/07/08 18:54	74-87-3	
Cyclohexane	ND	ug/kg	6.0	1		04/07/08 18:54	110-82-7	
1,2-Dibromo-3-chloropropane	ND	ug/kg	6.0	1		04/07/08 18:54	96-12-8	
Dibromochloromethane	ND	ug/kg	6.0	1		04/07/08 18:54	124-48-1	
1,2-Dibromoethane (EDB)	ND	ug/kg	6.0	1		04/07/08 18:54	106-93-4	
1,2-Dichlorobenzene	ND	ug/kg	6.0	1		04/07/08 18:54	95-50-1	
1,3-Dichlorobenzene	ND	ug/kg	6.0	1		04/07/08 18:54	541-73-1	
1,4-Dichlorobenzene	ND	ug/kg	6.0	1		04/07/08 18:54	106-46-7	
Dichlorodifluoromethane	ND	ug/kg	12.0	1		04/07/08 18:54	75-71-8	
1,1-Dichloroethane	ND	ug/kg	6.0	1		04/07/08 18:54	75-34-3	
1,2-Dichloroethane	ND	ug/kg	6.0	1		04/07/08 18:54	107-06-2	
1,1-Dichloroethene	ND	ug/kg	6.0	1		04/07/08 18:54	75-35-4	
cis-1,2-Dichloroethene	ND	ug/kg	6.0	1		04/07/08 18:54	156-59-2	
trans-1,2-Dichloroethene	ND	ug/kg	6.0	1		04/07/08 18:54	156-60-5	
1,2-Dichloropropane	ND	ug/kg	6.0	1		04/07/08 18:54	78-87-5	
cis-1,3-Dichloropropene	ND	ug/kg	6.0	1		04/07/08 18:54	10061-01-5	
trans-1,3-Dichloropropene	ND	ug/kg	6.0	1		04/07/08 18:54	10061-02-6	
1,4-Dioxane (p-Dioxane)	ND	ug/kg	180	1		04/07/08 18:54	123-91-1	
Ethylbenzene	ND	ug/kg	6.0	1		04/07/08 18:54	100-41-4	
2-Hexanone	ND	ug/kg	60.0	1		04/07/08 18:54	591-78-6	
Isopropylbenzene (Cumene)	ND	ug/kg	6.0	1		04/07/08 18:54	98-82-8	
Methyl acetate	ND	ug/kg	12.0	1		04/07/08 18:54	79-20-9	
Methylcyclohexane	ND	ug/kg	12.0	1		04/07/08 18:54	108-87-2	
Methylene Chloride	ND	ug/kg	6.0	1		04/07/08 18:54	75-09-2	
4-Methyl-2-pentanone (MIBK)	ND	ug/kg	60.0	1		04/07/08 18:54	108-10-1	
Methyl-tert-butyl ether	ND	ug/kg	6.0	1		04/07/08 18:54	1634-04-4	
Styrene	ND	ug/kg	6.0	1		04/07/08 18:54	100-42-5	
1,1,2,2-Tetrachloroethane	ND	ug/kg	6.0	1		04/07/08 18:54	79-34-5	
Tetrachloroethene	ND	ug/kg	6.0	1		04/07/08 18:54	127-18-4	
Toluene	ND	ug/kg	6.0	1		04/07/08 18:54	108-88-3	
1,2,3-Trichlorobenzene	ND	ug/kg	6.0	1		04/07/08 18:54	87-61-6	
1,2,4-Trichlorobenzene	ND	ug/kg	6.0	1		04/07/08 18:54	120-82-1	
1,1,1-Trichloroethane	ND	ug/kg	6.0	1		04/07/08 18:54	71-55-6	
1,1,2-Trichloroethane	ND	ug/kg	6.0	1		04/07/08 18:54	79-00-5	
Trichloroethene	ND	ug/kg	6.0	1		04/07/08 18:54	79-01-6	
Trichlorofluoromethane	ND	ug/kg	6.0	1		04/07/08 18:54	75-69-4	
1,1,2-Trichlorotrifluoroethane	ND	ug/kg	6.0	1		04/07/08 18:54	76-13-1	

Date: 04/17/2008 02:41 PM

REPORT OF LABORATORY ANALYSIS

Page 27 of 66

This report shall not be reproduced, except in full,
without the written consent of Pace Analytical Services, Inc..



ANALYTICAL RESULTS

Project: MCAS NEW RIVER 111145

Pace Project No.: 9216278

Sample: SBA4-78 **Lab ID: 9216278008** Collected: 03/26/08 00:00 Received: 03/28/08 10:15 Matrix: Solid

Results reported on a "dry-weight" basis

Parameters	Results	Units	Report Limit	DF	Prepared	Analyzed	CAS No.	Qual
8260/5035A Volatile Organics		Analytical Method: EPA 8260						
Vinyl chloride	ND	ug/kg	12.0	1		04/07/08 18:54	75-01-4	
m&p-Xylene	ND	ug/kg	12.0	1		04/07/08 18:54	1330-20-7	
o-Xylene	ND	ug/kg	6.0	1		04/07/08 18:54	95-47-6	
Dibromofluoromethane (S)	108	%	79-116	1		04/07/08 18:54	1868-53-7	
Toluene-d8 (S)	102	%	88-110	1		04/07/08 18:54	2037-26-5	
4-Bromofluorobenzene (S)	100	%	74-115	1		04/07/08 18:54	460-00-4	
1,2-Dichloroethane-d4 (S)	112	%	69-121	1		04/07/08 18:54	17060-07-0	
Percent Moisture		Analytical Method: ASTM D2974-87						
Percent Moisture	32.3	%	0.10	1		03/31/08 09:40		

ANALYTICAL RESULTS

Project: MCAS NEW RIVER 111145

Pace Project No.: 9216278

Sample: SBA5-78 **Lab ID: 9216278009** Collected: 03/26/08 00:00 Received: 03/28/08 10:15 Matrix: Solid

Results reported on a "dry-weight" basis

Parameters	Results	Units	Report Limit	DF	Prepared	Analyzed	CAS No.	Qual
9071 Oil and Grease Analytical Method: 9071B ASE Preparation Method: 9071B ASE								
Oil and Grease	ND	mg/kg	225	1	04/03/08 00:00	04/03/08 00:00		
MADEP EPH NC Soil Analytical Method: MADEP EPH Preparation Method: MADEP EPH								
Aliphatic (C09-C18)	ND	mg/kg	13.5	1	04/08/08 00:00	04/13/08 20:58		
Aliphatic (C19-C36)	ND	mg/kg	13.5	1	04/08/08 00:00	04/13/08 20:58		
Aromatic (C11-C22)	ND	mg/kg	13.5	1	04/08/08 00:00	04/13/08 20:58		
Nonatriacontane (S)	85	%	40-140	1	04/08/08 00:00	04/13/08 20:58	7194-86-7	
o-Terphenyl (S)	61	%	40-140	1	04/08/08 00:00	04/13/08 20:58	84-15-1	
2-Fluorobiphenyl (S)	79	%	40-140	1	04/08/08 00:00	04/13/08 20:58	321-60-8	
2-Bromonaphthalene (S)	84	%	40-140	1	04/08/08 00:00	04/13/08 20:58	580-13-2	
MADEP VPH NC Soil Analytical Method: MADEP VPH Preparation Method: MADEP VPH								
Aliphatic (C05-C08)	ND	mg/kg	18.1	1	04/02/08 14:58	04/03/08 21:36		
Aliphatic (C09-C12)	ND	mg/kg	18.1	1	04/02/08 14:58	04/03/08 21:36		
Aromatic (C09-C10)	ND	mg/kg	18.1	1	04/02/08 14:58	04/03/08 21:36		
2,5-Dibromotoluene (PID)(S)	86	%	70-130	1	04/02/08 14:58	04/03/08 21:36		
2,5-Dibromotoluene (FID)(S)	102	%	70-130	1	04/02/08 14:58	04/03/08 21:36		
8270 MSSV PFE PAH by SIM Analytical Method: EPA 8270 by SIM Preparation Method: EPA 3545								
Acenaphthene	ND	ug/kg	13.5	1	04/09/08 00:00	04/16/08 03:06	83-32-9	
Acenaphthylene	ND	ug/kg	13.5	1	04/09/08 00:00	04/16/08 03:06	208-96-8	
Anthracene	14.3	ug/kg	13.5	1	04/09/08 00:00	04/16/08 03:06	120-12-7	
Benzo(a)anthracene	18.1	ug/kg	13.5	1	04/09/08 00:00	04/16/08 03:06	56-55-3	
Benzo(a)pyrene	19.3	ug/kg	13.5	1	04/09/08 00:00	04/16/08 03:06	50-32-8	
Benzo(b)fluoranthene	17.4	ug/kg	13.5	1	04/09/08 00:00	04/16/08 03:06	205-99-2	
Benzo(g,h,i)perylene	17.7	ug/kg	13.5	1	04/09/08 00:00	04/16/08 03:06	191-24-2	
Benzo(k)fluoranthene	22.6	ug/kg	13.5	1	04/09/08 00:00	04/16/08 03:06	207-08-9	
Chrysene	21.5	ug/kg	13.5	1	04/09/08 00:00	04/16/08 03:06	218-01-9	
Dibenz(a,h)anthracene	18.1	ug/kg	13.5	1	04/09/08 00:00	04/16/08 03:06	53-70-3	
Fluoranthene	18.5	ug/kg	13.5	1	04/09/08 00:00	04/16/08 03:06	206-44-0	
Fluorene	ND	ug/kg	13.5	1	04/09/08 00:00	04/16/08 03:06	86-73-7	
Indeno(1,2,3-cd)pyrene	17.2	ug/kg	13.5	1	04/09/08 00:00	04/16/08 03:06	193-39-5	
1-Methylnaphthalene	ND	ug/kg	13.5	1	04/09/08 00:00	04/16/08 03:06	90-12-0	
2-Methylnaphthalene	ND	ug/kg	13.5	1	04/09/08 00:00	04/16/08 03:06	91-57-6	
Naphthalene	ND	ug/kg	13.5	1	04/09/08 00:00	04/16/08 03:06	91-20-3	
Phenanthrene	ND	ug/kg	13.5	1	04/09/08 00:00	04/16/08 03:06	85-01-8	
Pyrene	18.3	ug/kg	13.5	1	04/09/08 00:00	04/16/08 03:06	129-00-0	
Nitrobenzene-d5 (S)	27	%	30-120	1	04/09/08 00:00	04/16/08 03:06	4165-60-0	SO
2-Fluorobiphenyl (S)	54	%	30-120	1	04/09/08 00:00	04/16/08 03:06	321-60-8	
Terphenyl-d14 (S)	76	%	30-116	1	04/09/08 00:00	04/16/08 03:06	1718-51-0	
8260/5035A Volatile Organics Analytical Method: EPA 8260								
Acetone	ND	ug/kg	102	1		04/07/08 19:13	67-64-1	
Benzene	ND	ug/kg	5.1	1		04/07/08 19:13	71-43-2	
Bromochloromethane	ND	ug/kg	5.1	1		04/07/08 19:13	74-97-5	

Date: 04/17/2008 02:41 PM

REPORT OF LABORATORY ANALYSIS

Page 29 of 66

This report shall not be reproduced, except in full,
without the written consent of Pace Analytical Services, Inc..



ANALYTICAL RESULTS

Project: MCAS NEW RIVER 111145

Pace Project No.: 9216278

Sample: SBA5-78 **Lab ID: 9216278009** Collected: 03/26/08 00:00 Received: 03/28/08 10:15 Matrix: Solid

Results reported on a "dry-weight" basis

Parameters	Results	Units	Report Limit	DF	Prepared	Analyzed	CAS No.	Qual
8260/5035A Volatile Organics		Analytical Method: EPA 8260						
Bromodichloromethane	ND	ug/kg	5.1	1		04/07/08 19:13	75-27-4	
Bromoform	ND	ug/kg	5.1	1		04/07/08 19:13	75-25-2	
Bromomethane	ND	ug/kg	10.2	1		04/07/08 19:13	74-83-9	
2-Butanone (MEK)	ND	ug/kg	102	1		04/07/08 19:13	78-93-3	
Carbon disulfide	ND	ug/kg	10.2	1		04/07/08 19:13	75-15-0	
Carbon tetrachloride	ND	ug/kg	5.1	1		04/07/08 19:13	56-23-5	
Chlorobenzene	ND	ug/kg	5.1	1		04/07/08 19:13	108-90-7	
Chloroethane	ND	ug/kg	10.2	1		04/07/08 19:13	75-00-3	
Chloroform	ND	ug/kg	5.1	1		04/07/08 19:13	67-66-3	
Chloromethane	ND	ug/kg	10.2	1		04/07/08 19:13	74-87-3	
Cyclohexane	ND	ug/kg	5.1	1		04/07/08 19:13	110-82-7	
1,2-Dibromo-3-chloropropane	ND	ug/kg	5.1	1		04/07/08 19:13	96-12-8	
Dibromochloromethane	ND	ug/kg	5.1	1		04/07/08 19:13	124-48-1	
1,2-Dibromoethane (EDB)	ND	ug/kg	5.1	1		04/07/08 19:13	106-93-4	
1,2-Dichlorobenzene	ND	ug/kg	5.1	1		04/07/08 19:13	95-50-1	
1,3-Dichlorobenzene	ND	ug/kg	5.1	1		04/07/08 19:13	541-73-1	
1,4-Dichlorobenzene	ND	ug/kg	5.1	1		04/07/08 19:13	106-46-7	
Dichlorodifluoromethane	ND	ug/kg	10.2	1		04/07/08 19:13	75-71-8	
1,1-Dichloroethane	ND	ug/kg	5.1	1		04/07/08 19:13	75-34-3	
1,2-Dichloroethane	ND	ug/kg	5.1	1		04/07/08 19:13	107-06-2	
1,1-Dichloroethene	ND	ug/kg	5.1	1		04/07/08 19:13	75-35-4	
cis-1,2-Dichloroethene	ND	ug/kg	5.1	1		04/07/08 19:13	156-59-2	
trans-1,2-Dichloroethene	ND	ug/kg	5.1	1		04/07/08 19:13	156-60-5	
1,2-Dichloropropane	ND	ug/kg	5.1	1		04/07/08 19:13	78-87-5	
cis-1,3-Dichloropropene	ND	ug/kg	5.1	1		04/07/08 19:13	10061-01-5	
trans-1,3-Dichloropropene	ND	ug/kg	5.1	1		04/07/08 19:13	10061-02-6	
1,4-Dioxane (p-Dioxane)	ND	ug/kg	154	1		04/07/08 19:13	123-91-1	
Ethylbenzene	ND	ug/kg	5.1	1		04/07/08 19:13	100-41-4	
2-Hexanone	ND	ug/kg	51.2	1		04/07/08 19:13	591-78-6	
Isopropylbenzene (Cumene)	ND	ug/kg	5.1	1		04/07/08 19:13	98-82-8	
Methyl acetate	ND	ug/kg	10.2	1		04/07/08 19:13	79-20-9	
Methylcyclohexane	ND	ug/kg	10.2	1		04/07/08 19:13	108-87-2	
Methylene Chloride	ND	ug/kg	5.1	1		04/07/08 19:13	75-09-2	
4-Methyl-2-pentanone (MIBK)	ND	ug/kg	51.2	1		04/07/08 19:13	108-10-1	
Methyl-tert-butyl ether	ND	ug/kg	5.1	1		04/07/08 19:13	1634-04-4	
Styrene	ND	ug/kg	5.1	1		04/07/08 19:13	100-42-5	
1,1,2,2-Tetrachloroethane	ND	ug/kg	5.1	1		04/07/08 19:13	79-34-5	
Tetrachloroethene	ND	ug/kg	5.1	1		04/07/08 19:13	127-18-4	
Toluene	ND	ug/kg	5.1	1		04/07/08 19:13	108-88-3	
1,2,3-Trichlorobenzene	ND	ug/kg	5.1	1		04/07/08 19:13	87-61-6	
1,2,4-Trichlorobenzene	ND	ug/kg	5.1	1		04/07/08 19:13	120-82-1	
1,1,1-Trichloroethane	ND	ug/kg	5.1	1		04/07/08 19:13	71-55-6	
1,1,2-Trichloroethane	ND	ug/kg	5.1	1		04/07/08 19:13	79-00-5	
Trichloroethene	ND	ug/kg	5.1	1		04/07/08 19:13	79-01-6	
Trichlorofluoromethane	ND	ug/kg	5.1	1		04/07/08 19:13	75-69-4	
1,1,2-Trichlorotrifluoroethane	ND	ug/kg	5.1	1		04/07/08 19:13	76-13-1	

Date: 04/17/2008 02:41 PM

REPORT OF LABORATORY ANALYSIS

Page 30 of 66

This report shall not be reproduced, except in full,
without the written consent of Pace Analytical Services, Inc..



ANALYTICAL RESULTS

Project: MCAS NEW RIVER 111145

Pace Project No.: 9216278

Sample: SBA5-78 **Lab ID: 9216278009** Collected: 03/26/08 00:00 Received: 03/28/08 10:15 Matrix: Solid

Results reported on a "dry-weight" basis

Parameters	Results	Units	Report Limit	DF	Prepared	Analyzed	CAS No.	Qual
8260/5035A Volatile Organics		Analytical Method: EPA 8260						
Vinyl chloride	ND	ug/kg	10.2	1		04/07/08 19:13	75-01-4	
m&p-Xylene	ND	ug/kg	10.2	1		04/07/08 19:13	1330-20-7	
o-Xylene	ND	ug/kg	5.1	1		04/07/08 19:13	95-47-6	
Dibromofluoromethane (S)	107	%	79-116	1		04/07/08 19:13	1868-53-7	
Toluene-d8 (S)	101	%	88-110	1		04/07/08 19:13	2037-26-5	
4-Bromofluorobenzene (S)	99	%	74-115	1		04/07/08 19:13	460-00-4	
1,2-Dichloroethane-d4 (S)	119	%	69-121	1		04/07/08 19:13	17060-07-0	
Percent Moisture		Analytical Method: ASTM D2974-87						
Percent Moisture	25.9	%	0.10	1		03/31/08 09:40		

ANALYTICAL RESULTS

Project: MCAS NEW RIVER 111145

Pace Project No.: 9216278

Sample: SBA6-78 **Lab ID: 9216278010** Collected: 03/26/08 00:00 Received: 03/28/08 10:15 Matrix: Solid

Results reported on a "dry-weight" basis

Parameters	Results	Units	Report Limit	DF	Prepared	Analyzed	CAS No.	Qual
9071 Oil and Grease								
Analytical Method: 9071B ASE Preparation Method: 9071B ASE								
Oil and Grease	ND	mg/kg	220	1	04/03/08 00:00	04/03/08 00:00		
MADEP EPH NC Soil								
Analytical Method: MADEP EPH Preparation Method: MADEP EPH								
Aliphatic (C09-C18)	ND	mg/kg	13.2	1	04/08/08 00:00	04/13/08 21:34		
Aliphatic (C19-C36)	ND	mg/kg	13.2	1	04/08/08 00:00	04/13/08 21:34		
Aromatic (C11-C22)	ND	mg/kg	13.2	1	04/08/08 00:00	04/13/08 21:34		
Nonatriacontane (S)	79	%	40-140	1	04/08/08 00:00	04/13/08 21:34	7194-86-7	
o-Terphenyl (S)	77	%	40-140	1	04/08/08 00:00	04/13/08 21:34	84-15-1	
2-Fluorobiphenyl (S)	86	%	40-140	1	04/08/08 00:00	04/13/08 21:34	321-60-8	
2-Bromonaphthalene (S)	85	%	40-140	1	04/08/08 00:00	04/13/08 21:34	580-13-2	
MADEP VPH NC Soil								
Analytical Method: MADEP VPH Preparation Method: MADEP VPH								
Aliphatic (C05-C08)	ND	mg/kg	12.7	1	04/02/08 14:58	04/03/08 22:06		
Aliphatic (C09-C12)	ND	mg/kg	12.7	1	04/02/08 14:58	04/03/08 22:06		
Aromatic (C09-C10)	ND	mg/kg	12.7	1	04/02/08 14:58	04/03/08 22:06		
2,5-Dibromotoluene (PID)(S)	90	%	70-130	1	04/02/08 14:58	04/03/08 22:06		
2,5-Dibromotoluene (FID)(S)	105	%	70-130	1	04/02/08 14:58	04/03/08 22:06		
8270 MSSV PFE PAH by SIM								
Analytical Method: EPA 8270 by SIM Preparation Method: EPA 3545								
Acenaphthene	ND	ug/kg	13.2	1	04/09/08 00:00	04/16/08 03:27	83-32-9	
Acenaphthylene	ND	ug/kg	13.2	1	04/09/08 00:00	04/16/08 03:27	208-96-8	
Anthracene	ND	ug/kg	13.2	1	04/09/08 00:00	04/16/08 03:27	120-12-7	
Benzo(a)anthracene	ND	ug/kg	13.2	1	04/09/08 00:00	04/16/08 03:27	56-55-3	
Benzo(a)pyrene	ND	ug/kg	13.2	1	04/09/08 00:00	04/16/08 03:27	50-32-8	
Benzo(b)fluoranthene	ND	ug/kg	13.2	1	04/09/08 00:00	04/16/08 03:27	205-99-2	
Benzo(g,h,i)perylene	ND	ug/kg	13.2	1	04/09/08 00:00	04/16/08 03:27	191-24-2	
Benzo(k)fluoranthene	ND	ug/kg	13.2	1	04/09/08 00:00	04/16/08 03:27	207-08-9	
Chrysene	ND	ug/kg	13.2	1	04/09/08 00:00	04/16/08 03:27	218-01-9	
Dibenz(a,h)anthracene	ND	ug/kg	13.2	1	04/09/08 00:00	04/16/08 03:27	53-70-3	
Fluoranthene	ND	ug/kg	13.2	1	04/09/08 00:00	04/16/08 03:27	206-44-0	
Fluorene	ND	ug/kg	13.2	1	04/09/08 00:00	04/16/08 03:27	86-73-7	
Indeno(1,2,3-cd)pyrene	ND	ug/kg	13.2	1	04/09/08 00:00	04/16/08 03:27	193-39-5	
1-Methylnaphthalene	ND	ug/kg	13.2	1	04/09/08 00:00	04/16/08 03:27	90-12-0	
2-Methylnaphthalene	ND	ug/kg	13.2	1	04/09/08 00:00	04/16/08 03:27	91-57-6	
Naphthalene	ND	ug/kg	13.2	1	04/09/08 00:00	04/16/08 03:27	91-20-3	
Phenanthrene	ND	ug/kg	13.2	1	04/09/08 00:00	04/16/08 03:27	85-01-8	
Pyrene	ND	ug/kg	13.2	1	04/09/08 00:00	04/16/08 03:27	129-00-0	
Nitrobenzene-d5 (S)	53	%	30-120	1	04/09/08 00:00	04/16/08 03:27	4165-60-0	
2-Fluorobiphenyl (S)	60	%	30-120	1	04/09/08 00:00	04/16/08 03:27	321-60-8	
Terphenyl-d14 (S)	75	%	30-116	1	04/09/08 00:00	04/16/08 03:27	1718-51-0	
8260/5035A Volatile Organics								
Analytical Method: EPA 8260								
Acetone	ND	ug/kg	98.3	1		04/08/08 15:52	67-64-1	
Benzene	ND	ug/kg	4.9	1		04/08/08 15:52	71-43-2	
Bromochloromethane	ND	ug/kg	4.9	1		04/08/08 15:52	74-97-5	

ANALYTICAL RESULTS

Project: MCAS NEW RIVER 111145

Pace Project No.: 9216278

Sample: SBA6-78 **Lab ID: 9216278010** Collected: 03/26/08 00:00 Received: 03/28/08 10:15 Matrix: Solid

Results reported on a "dry-weight" basis

Parameters	Results	Units	Report Limit	DF	Prepared	Analyzed	CAS No.	Qual
8260/5035A Volatile Organics		Analytical Method: EPA 8260						
Bromodichloromethane	ND	ug/kg	4.9	1		04/08/08 15:52	75-27-4	
Bromoform	ND	ug/kg	4.9	1		04/08/08 15:52	75-25-2	
Bromomethane	ND	ug/kg	9.8	1		04/08/08 15:52	74-83-9	
2-Butanone (MEK)	ND	ug/kg	98.3	1		04/08/08 15:52	78-93-3	
Carbon disulfide	ND	ug/kg	9.8	1		04/08/08 15:52	75-15-0	
Carbon tetrachloride	ND	ug/kg	4.9	1		04/08/08 15:52	56-23-5	
Chlorobenzene	ND	ug/kg	4.9	1		04/08/08 15:52	108-90-7	
Chloroethane	ND	ug/kg	9.8	1		04/08/08 15:52	75-00-3	
Chloroform	ND	ug/kg	4.9	1		04/08/08 15:52	67-66-3	
Chloromethane	ND	ug/kg	9.8	1		04/08/08 15:52	74-87-3	
Cyclohexane	ND	ug/kg	4.9	1		04/08/08 15:52	110-82-7	
1,2-Dibromo-3-chloropropane	ND	ug/kg	4.9	1		04/08/08 15:52	96-12-8	
Dibromochloromethane	ND	ug/kg	4.9	1		04/08/08 15:52	124-48-1	
1,2-Dibromoethane (EDB)	ND	ug/kg	4.9	1		04/08/08 15:52	106-93-4	
1,2-Dichlorobenzene	ND	ug/kg	4.9	1		04/08/08 15:52	95-50-1	
1,3-Dichlorobenzene	ND	ug/kg	4.9	1		04/08/08 15:52	541-73-1	
1,4-Dichlorobenzene	ND	ug/kg	4.9	1		04/08/08 15:52	106-46-7	
Dichlorodifluoromethane	ND	ug/kg	9.8	1		04/08/08 15:52	75-71-8	
1,1-Dichloroethane	ND	ug/kg	4.9	1		04/08/08 15:52	75-34-3	
1,2-Dichloroethane	ND	ug/kg	4.9	1		04/08/08 15:52	107-06-2	
1,1-Dichloroethene	ND	ug/kg	4.9	1		04/08/08 15:52	75-35-4	
cis-1,2-Dichloroethene	ND	ug/kg	4.9	1		04/08/08 15:52	156-59-2	
trans-1,2-Dichloroethene	ND	ug/kg	4.9	1		04/08/08 15:52	156-60-5	
1,2-Dichloropropane	ND	ug/kg	4.9	1		04/08/08 15:52	78-87-5	
cis-1,3-Dichloropropene	ND	ug/kg	4.9	1		04/08/08 15:52	10061-01-5	
trans-1,3-Dichloropropene	ND	ug/kg	4.9	1		04/08/08 15:52	10061-02-6	
1,4-Dioxane (p-Dioxane)	ND	ug/kg	148	1		04/08/08 15:52	123-91-1	
Ethylbenzene	ND	ug/kg	4.9	1		04/08/08 15:52	100-41-4	
2-Hexanone	ND	ug/kg	49.2	1		04/08/08 15:52	591-78-6	
Isopropylbenzene (Cumene)	ND	ug/kg	4.9	1		04/08/08 15:52	98-82-8	
Methyl acetate	ND	ug/kg	9.8	1		04/08/08 15:52	79-20-9	
Methylcyclohexane	ND	ug/kg	9.8	1		04/08/08 15:52	108-87-2	
Methylene Chloride	ND	ug/kg	4.9	1		04/08/08 15:52	75-09-2	
4-Methyl-2-pentanone (MIBK)	ND	ug/kg	49.2	1		04/08/08 15:52	108-10-1	
Methyl-tert-butyl ether	ND	ug/kg	4.9	1		04/08/08 15:52	1634-04-4	
Styrene	ND	ug/kg	4.9	1		04/08/08 15:52	100-42-5	
1,1,2,2-Tetrachloroethane	ND	ug/kg	4.9	1		04/08/08 15:52	79-34-5	
Tetrachloroethene	ND	ug/kg	4.9	1		04/08/08 15:52	127-18-4	
Toluene	ND	ug/kg	4.9	1		04/08/08 15:52	108-88-3	
1,2,3-Trichlorobenzene	ND	ug/kg	4.9	1		04/08/08 15:52	87-61-6	
1,2,4-Trichlorobenzene	ND	ug/kg	4.9	1		04/08/08 15:52	120-82-1	
1,1,1-Trichloroethane	ND	ug/kg	4.9	1		04/08/08 15:52	71-55-6	
1,1,2-Trichloroethane	ND	ug/kg	4.9	1		04/08/08 15:52	79-00-5	
Trichloroethene	ND	ug/kg	4.9	1		04/08/08 15:52	79-01-6	
Trichlorofluoromethane	ND	ug/kg	4.9	1		04/08/08 15:52	75-69-4	
1,1,2-Trichlorotrifluoroethane	ND	ug/kg	4.9	1		04/08/08 15:52	76-13-1	

Date: 04/17/2008 02:41 PM

REPORT OF LABORATORY ANALYSIS

Page 33 of 66

This report shall not be reproduced, except in full,
without the written consent of Pace Analytical Services, Inc..



ANALYTICAL RESULTS

Project: MCAS NEW RIVER 111145

Pace Project No.: 9216278

Sample: SBA6-78 **Lab ID: 9216278010** Collected: 03/26/08 00:00 Received: 03/28/08 10:15 Matrix: Solid

Results reported on a "dry-weight" basis

Parameters	Results	Units	Report Limit	DF	Prepared	Analyzed	CAS No.	Qual
8260/5035A Volatile Organics		Analytical Method: EPA 8260						
Vinyl chloride	ND	ug/kg	9.8	1		04/08/08 15:52	75-01-4	
m&p-Xylene	ND	ug/kg	9.8	1		04/08/08 15:52	1330-20-7	
o-Xylene	ND	ug/kg	4.9	1		04/08/08 15:52	95-47-6	
Dibromofluoromethane (S)	109	%	79-116	1		04/08/08 15:52	1868-53-7	
Toluene-d8 (S)	101	%	88-110	1		04/08/08 15:52	2037-26-5	
4-Bromofluorobenzene (S)	98	%	74-115	1		04/08/08 15:52	460-00-4	
1,2-Dichloroethane-d4 (S)	112	%	69-121	1		04/08/08 15:52	17060-07-0	
Percent Moisture		Analytical Method: ASTM D2974-87						
Percent Moisture	24.1	%	0.10	1		03/31/08 09:40		

ANALYTICAL RESULTS

Project: MCAS NEW RIVER 111145

Pace Project No.: 9216278

Sample: TRIP BLANK	Lab ID: 9216278011	Collected: 03/26/08 00:00	Received: 03/28/08 10:15	Matrix: Water				
Parameters	Results	Units	Report Limit	DF	Prepared	Analyzed	CAS No.	Qual
8260 MSV Low Level	Analytical Method: EPA 8260							
Acetone	ND ug/L		25.0	1		04/04/08 04:26	67-64-1	
Benzene	ND ug/L		1.0	1		04/04/08 04:26	71-43-2	
Bromochloromethane	ND ug/L		1.0	1		04/04/08 04:26	74-97-5	
Bromodichloromethane	9.0 ug/L		1.0	1		04/04/08 04:26	75-27-4	pH
Bromoform	10.9 ug/L		1.0	1		04/04/08 04:26	75-25-2	
Bromomethane	ND ug/L		5.0	1		04/04/08 04:26	74-83-9	
2-Butanone (MEK)	ND ug/L		5.0	1		04/04/08 04:26	78-93-3	
Carbon disulfide	ND ug/L		2.0	1		04/04/08 04:26	75-15-0	
Carbon tetrachloride	ND ug/L		1.0	1		04/04/08 04:26	56-23-5	
Chlorobenzene	ND ug/L		1.0	1		04/04/08 04:26	108-90-7	
Chloroethane	ND ug/L		1.0	1		04/04/08 04:26	75-00-3	
Chloroform	11.3 ug/L		1.0	1		04/04/08 04:26	67-66-3	
Chloromethane	ND ug/L		1.0	1		04/04/08 04:26	74-87-3	
Cyclohexane	ND ug/L		1.0	1		04/04/08 04:26	110-82-7	
1,2-Dibromo-3-chloropropane	ND ug/L		3.0	1		04/04/08 04:26	96-12-8	
Dibromochloromethane	12.8 ug/L		1.0	1		04/04/08 04:26	124-48-1	
1,2-Dibromoethane (EDB)	ND ug/L		1.0	1		04/04/08 04:26	106-93-4	
1,2-Dichlorobenzene	ND ug/L		1.0	1		04/04/08 04:26	95-50-1	
1,3-Dichlorobenzene	ND ug/L		1.0	1		04/04/08 04:26	541-73-1	
1,4-Dichlorobenzene	ND ug/L		1.0	1		04/04/08 04:26	106-46-7	
Dichlorodifluoromethane	ND ug/L		1.0	1		04/04/08 04:26	75-71-8	
1,1-Dichloroethane	ND ug/L		1.0	1		04/04/08 04:26	75-34-3	
1,2-Dichloroethane	ND ug/L		1.0	1		04/04/08 04:26	107-06-2	
1,1-Dichloroethene	ND ug/L		1.0	1		04/04/08 04:26	75-35-4	
cis-1,2-Dichloroethene	ND ug/L		1.0	1		04/04/08 04:26	156-59-2	
trans-1,2-Dichloroethene	ND ug/L		1.0	1		04/04/08 04:26	156-60-5	
1,2-Dichloropropane	ND ug/L		1.0	1		04/04/08 04:26	78-87-5	
cis-1,3-Dichloropropene	ND ug/L		1.0	1		04/04/08 04:26	10061-01-5	
trans-1,3-Dichloropropene	ND ug/L		1.0	1		04/04/08 04:26	10061-02-6	
1,4-Dioxane (p-Dioxane)	ND ug/L		150	1		04/04/08 04:26	123-91-1	
Ethylbenzene	ND ug/L		1.0	1		04/04/08 04:26	100-41-4	
2-Hexanone	ND ug/L		5.0	1		04/04/08 04:26	591-78-6	
Isopropylbenzene (Cumene)	ND ug/L		1.0	1		04/04/08 04:26	98-82-8	
Methyl acetate	ND ug/L		10.0	1		04/04/08 04:26	79-20-9	
Methylcyclohexane	ND ug/L		10.0	1		04/04/08 04:26	108-87-2	
Methylene Chloride	2.3 ug/L		2.0	1		04/04/08 04:26	75-09-2	
4-Methyl-2-pentanone (MIBK)	ND ug/L		5.0	1		04/04/08 04:26	108-10-1	
Methyl-tert-butyl ether	ND ug/L		1.0	1		04/04/08 04:26	1634-04-4	
Styrene	ND ug/L		1.0	1		04/04/08 04:26	100-42-5	
1,1,2,2-Tetrachloroethane	ND ug/L		1.0	1		04/04/08 04:26	79-34-5	
Tetrachloroethene	ND ug/L		1.0	1		04/04/08 04:26	127-18-4	
Toluene	ND ug/L		1.0	1		04/04/08 04:26	108-88-3	
1,2,3-Trichlorobenzene	ND ug/L		1.0	1		04/04/08 04:26	87-61-6	
1,2,4-Trichlorobenzene	ND ug/L		1.0	1		04/04/08 04:26	120-82-1	
1,1,1-Trichloroethane	ND ug/L		1.0	1		04/04/08 04:26	71-55-6	
1,1,2-Trichloroethane	ND ug/L		1.0	1		04/04/08 04:26	79-00-5	
Trichloroethene	ND ug/L		1.0	1		04/04/08 04:26	79-01-6	

Date: 04/17/2008 02:41 PM

REPORT OF LABORATORY ANALYSIS

Page 35 of 66

This report shall not be reproduced, except in full,
without the written consent of Pace Analytical Services, Inc..



ANALYTICAL RESULTS

Project: MCAS NEW RIVER 111145

Pace Project No.: 9216278

Sample: TRIP BLANK		Lab ID: 9216278011	Collected: 03/26/08 00:00	Received: 03/28/08 10:15	Matrix: Water			
Parameters	Results	Units	Report Limit	DF	Prepared	Analyzed	CAS No.	Qual
8260 MSV Low Level		Analytical Method: EPA 8260						
Trichlorofluoromethane	ND	ug/L	1.0	1		04/04/08 04:26	75-69-4	
1,1,2-Trichlorotrifluoroethane	ND	ug/L	1.0	1		04/04/08 04:26	76-13-1	
Vinyl chloride	ND	ug/L	1.0	1		04/04/08 04:26	75-01-4	
m&p-Xylene	ND	ug/L	2.0	1		04/04/08 04:26	1330-20-7	
o-Xylene	ND	ug/L	1.0	1		04/04/08 04:26	95-47-6	
4-Bromofluorobenzene (S)	101	%	87-109	1		04/04/08 04:26	460-00-4	
Dibromofluoromethane (S)	99	%	85-115	1		04/04/08 04:26	1868-53-7	
1,2-Dichloroethane-d4 (S)	99	%	79-120	1		04/04/08 04:26	17060-07-0	
Toluene-d8 (S)	99	%	70-120	1		04/04/08 04:26	2037-26-5	

QUALITY CONTROL DATA

Project: MCAS NEW RIVER 111145

Pace Project No.: 9216278

QC Batch: PMST/1565

Analysis Method: ASTM D2974-87

QC Batch Method: ASTM D2974-87

Analysis Description: Dry Weight/Percent Moisture

Associated Lab Samples: 9216278001

SAMPLE DUPLICATE: 94817

Parameter	Units	9216278001 Result	Dup Result	RPD	Qualifiers
Percent Moisture	%	30.3	31.2	3	

QUALITY CONTROL DATA

Project: MCAS NEW RIVER 111145

Pace Project No.: 9216278

QC Batch: PMST/1566

Analysis Method: ASTM D2974-87

QC Batch Method: ASTM D2974-87

Analysis Description: Dry Weight/Percent Moisture

Associated Lab Samples: 9216278002, 9216278003, 9216278004, 9216278005, 9216278006, 9216278007, 9216278008, 9216278009, 9216278010

SAMPLE DUPLICATE: 94820

Parameter	Units	9216278002 Result	Dup Result	RPD	Qualifiers
Percent Moisture	%	32.3	32.7	1	

QUALITY CONTROL DATA

Project: MCAS NEW RIVER 111145

Pace Project No.: 9216278

QC Batch: GCV/1902 Analysis Method: MADEP VPH
 QC Batch Method: MADEP VPH Analysis Description: MADEP VPH NC Soil
 Associated Lab Samples: 9216278001, 9216278002, 9216278003, 9216278004, 9216278005, 9216278006, 9216278007, 9216278008

METHOD BLANK: 95857

Associated Lab Samples: 9216278001, 9216278002, 9216278003, 9216278004, 9216278005, 9216278006, 9216278007, 9216278008

Parameter	Units	Blank Result	Reporting Limit	Qualifiers
Aliphatic (C05-C08)	mg/kg	ND	10.0	
Aliphatic (C09-C12)	mg/kg	ND	10.0	
Aromatic (C09-C10)	mg/kg	ND	10.0	
2,5-Dibromotoluene (FID)(S)	%	103	70-130	
2,5-Dibromotoluene (PID)(S)	%	101	70-130	

LABORATORY CONTROL SAMPLE & LCSD: 95858 95859

Parameter	Units	Spike Conc.	LCS Result	LCSD Result	LCS % Rec	LCSD % Rec	% Rec Limits	RPD	Max RPD	Qualifiers
Aliphatic (C05-C08)	mg/kg	20	21.6	21.3	108	107	70-130	1	25	
Aliphatic (C09-C12)	mg/kg	5	ND	ND	116	117	30-130	1	25	
Aromatic (C09-C10)	mg/kg	5	ND	ND	100	99	70-130	.4	25	
2,5-Dibromotoluene (FID)(S)	%				100	94	70-130			
2,5-Dibromotoluene (PID)(S)	%				96	93	70-130			

QUALITY CONTROL DATA

Project: MCAS NEW RIVER 111145

Pace Project No.: 9216278

QC Batch: GCV/1910 Analysis Method: MADEP VPH
 QC Batch Method: MADEP VPH Analysis Description: MADEP VPH NC Soil
 Associated Lab Samples: 9216278009, 9216278010

METHOD BLANK: 96468

Associated Lab Samples: 9216278009, 9216278010

Parameter	Units	Blank Result	Reporting Limit	Qualifiers
Aliphatic (C05-C08)	mg/kg	ND	10.0	
Aliphatic (C09-C12)	mg/kg	ND	10.0	
Aromatic (C09-C10)	mg/kg	ND	10.0	
2,5-Dibromotoluene (FID)(S)	%	96	70-130	
2,5-Dibromotoluene (PID)(S)	%	90	70-130	

LABORATORY CONTROL SAMPLE & LCSD: 96469 96470

Parameter	Units	Spike Conc.	LCS Result	LCSD Result	LCS % Rec	LCSD % Rec	% Rec Limits	RPD	Max RPD	Qualifiers
Aliphatic (C05-C08)	mg/kg	20	21.3	21.0	106	105	70-130	1	25	
Aliphatic (C09-C12)	mg/kg	5	ND	ND	110	110	30-130	.01	25	
Aromatic (C09-C10)	mg/kg	5	ND	ND	100	101	70-130	1	25	
2,5-Dibromotoluene (FID)(S)	%				98	98	70-130			
2,5-Dibromotoluene (PID)(S)	%				96	96	70-130			

QUALITY CONTROL DATA

Project: MCAS NEW RIVER 111145

Pace Project No.: 9216278

QC Batch: GCSV/2532 Analysis Method: 9071B ASE
 QC Batch Method: 9071B ASE Analysis Description: 9071 ASE, Oil and Grease
 Associated Lab Samples: 9216278005, 9216278006, 9216278007, 9216278008, 9216278009, 9216278010

METHOD BLANK: 96884

Associated Lab Samples: 9216278005, 9216278006, 9216278007, 9216278008, 9216278009, 9216278010

Parameter	Units	Blank Result	Reporting Limit	Qualifiers
Oil and Grease	mg/kg	ND	167	

LABORATORY CONTROL SAMPLE: 96885

Parameter	Units	Spike Conc.	LCS Result	LCS % Rec	% Rec Limits	Qualifiers
Oil and Grease	mg/kg	1330	1260	94	78-114	

MATRIX SPIKE & MATRIX SPIKE DUPLICATE: 96886 96887

Parameter	Units	9216287004 Result	MS	MSD	MS	MSD	MS	MSD	% Rec	Limits	RPD	Qual
			Spike Conc.	Spike Conc.	Result	Result	% Rec	% Rec				
Oil and Grease	mg/kg	ND	1450	1450	1420	1380	97	94	78-114		2	

QUALITY CONTROL DATA

Project: MCAS NEW RIVER 111145

Pace Project No.: 9216278

QC Batch: MSV/3017

Analysis Method: EPA 8260

QC Batch Method: EPA 8260

Analysis Description: 8260 MSV Low Level

Associated Lab Samples: 9216278011

METHOD BLANK: 96935

Associated Lab Samples: 9216278011

Parameter	Units	Blank Result	Reporting Limit	Qualifiers
1,1,1-Trichloroethane	ug/L	ND	1.0	
1,1,2,2-Tetrachloroethane	ug/L	ND	1.0	
1,1,2-Trichloroethane	ug/L	ND	1.0	
1,1,2-Trichlorotrifluoroethane	ug/L	ND	1.0	
1,1-Dichloroethane	ug/L	ND	1.0	
1,1-Dichloroethene	ug/L	ND	1.0	
1,2,3-Trichlorobenzene	ug/L	ND	1.0	
1,2,4-Trichlorobenzene	ug/L	ND	1.0	
1,2-Dibromo-3-chloropropane	ug/L	ND	3.0	
1,2-Dibromoethane (EDB)	ug/L	ND	1.0	
1,2-Dichlorobenzene	ug/L	ND	1.0	
1,2-Dichloroethane	ug/L	ND	1.0	
1,2-Dichloropropane	ug/L	ND	1.0	
1,3-Dichlorobenzene	ug/L	ND	1.0	
1,4-Dichlorobenzene	ug/L	ND	1.0	
1,4-Dioxane (p-Dioxane)	ug/L	ND	150	
2-Butanone (MEK)	ug/L	ND	5.0	
2-Hexanone	ug/L	ND	5.0	
4-Methyl-2-pentanone (MIBK)	ug/L	ND	5.0	
Acetone	ug/L	ND	25.0	
Benzene	ug/L	ND	1.0	
Bromochloromethane	ug/L	ND	1.0	
Bromodichloromethane	ug/L	ND	1.0	
Bromoform	ug/L	ND	1.0	
Bromomethane	ug/L	ND	5.0	
Carbon disulfide	ug/L	ND	2.0	
Carbon tetrachloride	ug/L	ND	1.0	
Chlorobenzene	ug/L	ND	1.0	
Chloroethane	ug/L	ND	1.0	
Chloroform	ug/L	ND	1.0	
Chloromethane	ug/L	ND	1.0	
cis-1,2-Dichloroethene	ug/L	ND	1.0	
cis-1,3-Dichloropropene	ug/L	ND	1.0	
Cyclohexane	ug/L	ND	1.0	
Dibromochloromethane	ug/L	ND	1.0	
Dichlorodifluoromethane	ug/L	ND	1.0	
Ethylbenzene	ug/L	ND	1.0	
Isopropylbenzene (Cumene)	ug/L	ND	1.0	
m&p-Xylene	ug/L	ND	2.0	
Methyl acetate	ug/L	ND	10.0	
Methyl-tert-butyl ether	ug/L	ND	1.0	
Methylcyclohexane	ug/L	ND	10.0	
Methylene Chloride	ug/L	ND	2.0	

Date: 04/17/2008 02:41 PM

REPORT OF LABORATORY ANALYSIS

Page 42 of 66

This report shall not be reproduced, except in full,
without the written consent of Pace Analytical Services, Inc..



QUALITY CONTROL DATA

Project: MCAS NEW RIVER 111145

Pace Project No.: 9216278

METHOD BLANK: 96935

Associated Lab Samples: 9216278011

Parameter	Units	Blank Result	Reporting Limit	Qualifiers
o-Xylene	ug/L	ND	1.0	
Styrene	ug/L	ND	1.0	
Tetrachloroethene	ug/L	ND	1.0	
Toluene	ug/L	ND	1.0	
trans-1,2-Dichloroethene	ug/L	ND	1.0	
trans-1,3-Dichloropropene	ug/L	ND	1.0	
Trichloroethene	ug/L	ND	1.0	
Trichlorofluoromethane	ug/L	ND	1.0	
Vinyl chloride	ug/L	ND	1.0	
1,2-Dichloroethane-d4 (S)	%	98	79-120	
4-Bromofluorobenzene (S)	%	100	87-109	
Dibromofluoromethane (S)	%	98	85-115	
Toluene-d8 (S)	%	99	70-120	

LABORATORY CONTROL SAMPLE: 96936

Parameter	Units	Spike Conc.	LCS Result	LCS % Rec	% Rec Limits	Qualifiers
1,1,1-Trichloroethane	ug/L	50	51.8	104	80-129	
1,1,2,2-Tetrachloroethane	ug/L	50	48.7	97	73-127	
1,1,2-Trichloroethane	ug/L	50	49.8	100	77-123	
1,1,2-Trichlorotrifluoroethane	ug/L	50	53.8	108	69-140	
1,1-Dichloroethane	ug/L	50	51.4	103	76-129	
1,1-Dichloroethene	ug/L	50	51.6	103	78-146	
1,2,3-Trichlorobenzene	ug/L	50	52.6	105	70-150	
1,2,4-Trichlorobenzene	ug/L	50	51.5	103	68-127	
1,2-Dibromo-3-chloropropane	ug/L	50	44.9	90	65-128	
1,2-Dibromoethane (EDB)	ug/L	50	50.6	101	81-125	
1,2-Dichlorobenzene	ug/L	50	51.4	103	82-126	
1,2-Dichloroethane	ug/L	50	49.8	100	72-126	
1,2-Dichloropropane	ug/L	50	50.3	101	80-127	
1,3-Dichlorobenzene	ug/L	50	50.0	100	82-124	
1,4-Dichlorobenzene	ug/L	50	50.4	101	79-125	
1,4-Dioxane (p-Dioxane)	ug/L	1000	970	97	50-150	
2-Butanone (MEK)	ug/L	100	89.1	89	50-134	
2-Hexanone	ug/L	100	106	106	58-138	
4-Methyl-2-pentanone (MIBK)	ug/L	100	104	104	70-131	
Acetone	ug/L	100	90.4	90	50-146	
Benzene	ug/L	50	49.5	99	78-128	
Bromochloromethane	ug/L	50	45.9	92	73-124	
Bromodichloromethane	ug/L	50	54.1	108	81-125	
Bromoform	ug/L	50	47.5	95	71-125	
Bromomethane	ug/L	50	57.7	115	50-150	
Carbon disulfide	ug/L	50	55.3	111	54-150	
Carbon tetrachloride	ug/L	50	59.9	120	81-137	
Chlorobenzene	ug/L	50	50.3	101	82-126	

Date: 04/17/2008 02:41 PM

REPORT OF LABORATORY ANALYSIS

Page 43 of 66

This report shall not be reproduced, except in full,
without the written consent of Pace Analytical Services, Inc..



QUALITY CONTROL DATA

Project: MCAS NEW RIVER 111145

Pace Project No.: 9216278

LABORATORY CONTROL SAMPLE: 96936

Parameter	Units	Spike Conc.	LCS Result	LCS % Rec	% Rec Limits	Qualifiers
Chloroethane	ug/L	50	54.8	110	69-140	
Chloroform	ug/L	50	52.8	106	77-129	
Chloromethane	ug/L	50	49.2	98	54-139	
cis-1,2-Dichloroethene	ug/L	50	49.1	98	76-133	
cis-1,3-Dichloropropene	ug/L	50	52.7	105	76-127	
Cyclohexane	ug/L	50	53.7	107	50-150	
Dibromochloromethane	ug/L	50	46.3	93	77-125	
Dichlorodifluoromethane	ug/L	50	58.8	118	50-150	
Ethylbenzene	ug/L	50	50.0	100	80-127	
Isopropylbenzene (Cumene)	ug/L	50	50.1	100	84-135	
m&p-Xylene	ug/L	100	99.7	100	82-127	
Methyl acetate	ug/L	50	36.1	72	50-150	
Methyl-tert-butyl ether	ug/L	50	52.3	105	71-130	
Methylcyclohexane	ug/L	50	50.9	102	50-150	
Methylene Chloride	ug/L	50	45.9	92	67-133	
o-Xylene	ug/L	50	49.5	99	83-124	
Styrene	ug/L	50	50.7	101	80-130	
Tetrachloroethene	ug/L	50	48.0	96	78-128	
Toluene	ug/L	50	48.8	98	76-126	
trans-1,2-Dichloroethene	ug/L	50	46.8	94	78-134	
trans-1,3-Dichloropropene	ug/L	50	53.3	107	75-125	
Trichloroethene	ug/L	50	49.8	100	79-127	
Trichlorofluoromethane	ug/L	50	54.5	109	76-148	
Vinyl chloride	ug/L	50	61.0	122	67-143	
1,2-Dichloroethane-d4 (S)	%			100	79-120	
4-Bromofluorobenzene (S)	%			99	87-109	
Dibromofluoromethane (S)	%			102	85-115	
Toluene-d8 (S)	%			101	70-120	

MATRIX SPIKE & MATRIX SPIKE DUPLICATE: 96937

96938

Parameter	Units	9216395004		MS		MSD		MS % Rec	MSD % Rec	% Rec Limits	RPD	Qual
		Result	Conc.	Spike Conc.	Spike Conc.	Result	Result					
1,1-Dichloroethene	ug/L	ND	50	50	60.8	57.0	122	114	60-150	6		
Benzene	ug/L	1.5	50	50	64.3	62.1	125	121	74-136	3		
Chlorobenzene	ug/L	ND	50	50	61.2	60.7	122	121	79-135	.7		
Toluene	ug/L	126	50	50	198	193	145	135	73-131	3		
Trichloroethene	ug/L	ND	50	50	60.8	58.4	122	117	73-131	4		
1,2-Dichloroethane-d4 (S)	%						110	107	79-120			
4-Bromofluorobenzene (S)	%						99	101	87-109			
Dibromofluoromethane (S)	%						99	98	85-115			
Toluene-d8 (S)	%						100	99	70-120			

QUALITY CONTROL DATA

Project: MCAS NEW RIVER 111145

Pace Project No.: 9216278

QC Batch: MSV/3039

Analysis Method: EPA 8260

QC Batch Method: EPA 8260

Analysis Description: 8260 MSV 5035A Volatile Organics

Associated Lab Samples: 9216278001, 9216278002, 9216278003, 9216278004

METHOD BLANK: 97985

Associated Lab Samples: 9216278001, 9216278002, 9216278003, 9216278004

Parameter	Units	Blank Result	Reporting Limit	Qualifiers
1,1,1-Trichloroethane	ug/kg	ND	5.0	
1,1,2,2-Tetrachloroethane	ug/kg	ND	5.0	
1,1,2-Trichloroethane	ug/kg	ND	5.0	
1,1,2-Trichlorotrifluoroethane	ug/kg	ND	5.0	
1,1-Dichloroethane	ug/kg	ND	5.0	
1,1-Dichloroethene	ug/kg	ND	5.0	
1,2,3-Trichlorobenzene	ug/kg	ND	5.0	
1,2,4-Trichlorobenzene	ug/kg	ND	5.0	
1,2-Dibromo-3-chloropropane	ug/kg	ND	5.0	
1,2-Dibromoethane (EDB)	ug/kg	ND	5.0	
1,2-Dichlorobenzene	ug/kg	ND	5.0	
1,2-Dichloroethane	ug/kg	ND	5.0	
1,2-Dichloropropane	ug/kg	ND	5.0	
1,3-Dichlorobenzene	ug/kg	ND	5.0	
1,4-Dichlorobenzene	ug/kg	ND	5.0	
1,4-Dioxane (p-Dioxane)	ug/kg	ND	151	
2-Butanone (MEK)	ug/kg	ND	101	
2-Hexanone	ug/kg	ND	50.4	
4-Methyl-2-pentanone (MIBK)	ug/kg	ND	50.4	
Acetone	ug/kg	ND	101	
Benzene	ug/kg	ND	5.0	
Bromochloromethane	ug/kg	ND	5.0	
Bromodichloromethane	ug/kg	ND	5.0	
Bromoform	ug/kg	ND	5.0	
Bromomethane	ug/kg	ND	10.1	
Carbon disulfide	ug/kg	ND	10.1	
Carbon tetrachloride	ug/kg	ND	5.0	
Chlorobenzene	ug/kg	ND	5.0	
Chloroethane	ug/kg	ND	10.1	
Chloroform	ug/kg	ND	5.0	
Chloromethane	ug/kg	ND	10.1	
cis-1,2-Dichloroethene	ug/kg	ND	5.0	
cis-1,3-Dichloropropene	ug/kg	ND	5.0	
Cyclohexane	ug/kg	ND	5.0	
Dibromochloromethane	ug/kg	ND	5.0	
Dichlorodifluoromethane	ug/kg	ND	10.1	
Ethylbenzene	ug/kg	ND	5.0	
Isopropylbenzene (Cumene)	ug/kg	ND	5.0	
m&p-Xylene	ug/kg	ND	10.1	
Methyl acetate	ug/kg	ND	10.1	
Methyl-tert-butyl ether	ug/kg	ND	5.0	
Methylcyclohexane	ug/kg	ND	10.1	
Methylene Chloride	ug/kg	ND	5.0	

Date: 04/17/2008 02:41 PM

REPORT OF LABORATORY ANALYSIS

Page 45 of 66

This report shall not be reproduced, except in full,
without the written consent of Pace Analytical Services, Inc..



QUALITY CONTROL DATA

Project: MCAS NEW RIVER 111145

Pace Project No.: 9216278

METHOD BLANK: 97985

Associated Lab Samples: 9216278001, 9216278002, 9216278003, 9216278004

Parameter	Units	Blank Result	Reporting Limit	Qualifiers
o-Xylene	ug/kg	ND	5.0	
Styrene	ug/kg	ND	5.0	
Tetrachloroethene	ug/kg	ND	5.0	
Toluene	ug/kg	ND	5.0	
trans-1,2-Dichloroethene	ug/kg	ND	5.0	
trans-1,3-Dichloropropene	ug/kg	ND	5.0	
Trichloroethene	ug/kg	ND	5.0	
Trichlorofluoromethane	ug/kg	ND	5.0	
Vinyl chloride	ug/kg	ND	10.1	
1,2-Dichloroethane-d4 (S)	%	102	69-121	
4-Bromofluorobenzene (S)	%	99	74-115	
Dibromofluoromethane (S)	%	100	79-116	
Toluene-d8 (S)	%	100	88-110	

LABORATORY CONTROL SAMPLE: 97986

Parameter	Units	Spike Conc.	LCS Result	LCS % Rec	% Rec Limits	Qualifiers
1,1,1-Trichloroethane	ug/kg	49.5	53.2	107	70-140	
1,1,2,2-Tetrachloroethane	ug/kg	49.5	54.0	109	74-133	
1,1,2-Trichloroethane	ug/kg	49.5	54.8	111	79-129	
1,1,2-Trichlorotrifluoroethane	ug/kg	49.5	56.6	114	61-142	
1,1-Dichloroethane	ug/kg	49.5	52.4	106	72-139	
1,1-Dichloroethene	ug/kg	49.5	61.3	124	69-154	
1,2,3-Trichlorobenzene	ug/kg	49.5	69.0	139	71-150	
1,2,4-Trichlorobenzene	ug/kg	49.5	65.5	132	68-150	
1,2-Dibromo-3-chloropropane	ug/kg	49.5	61.8	125	65-146	
1,2-Dibromoethane (EDB)	ug/kg	49.5	56.0	113	77-136	
1,2-Dichlorobenzene	ug/kg	49.5	62.4	126	75-141	
1,2-Dichloroethane	ug/kg	49.5	53.8	109	74-134	
1,2-Dichloropropane	ug/kg	49.5	54.5	110	77-138	
1,3-Dichlorobenzene	ug/kg	49.5	59.5	120	76-133	
1,4-Dichlorobenzene	ug/kg	49.5	60.2	122	75-137	
1,4-Dioxane (p-Dioxane)	ug/kg	990	1290	130	38-151	
2-Butanone (MEK)	ug/kg	99	121	122	61-138	
2-Hexanone	ug/kg	99	121	122	58-159	
4-Methyl-2-pentanone (MIBK)	ug/kg	99	119	120	74-139	
Acetone	ug/kg	99	125	127	58-150	
Benzene	ug/kg	49.5	54.3	110	71-140	
Bromochloromethane	ug/kg	49.5	49.9	101	78-133	
Bromodichloromethane	ug/kg	49.5	57.6	116	78-133	
Bromoform	ug/kg	49.5	56.0	113	74-132	
Bromomethane	ug/kg	49.5	64.4	130	63-184	
Carbon disulfide	ug/kg	49.5	64.4	130	53-185	
Carbon tetrachloride	ug/kg	49.5	55.1	111	73-143	
Chlorobenzene	ug/kg	49.5	57.5	116	77-137	

Date: 04/17/2008 02:41 PM

REPORT OF LABORATORY ANALYSIS

Page 46 of 66

This report shall not be reproduced, except in full,
without the written consent of Pace Analytical Services, Inc..



QUALITY CONTROL DATA

Project: MCAS NEW RIVER 111145

Pace Project No.: 9216278

LABORATORY CONTROL SAMPLE: 97986

Parameter	Units	Spike Conc.	LCS Result	LCS % Rec	% Rec Limits	Qualifiers
Chloroethane	ug/kg	49.5	50.8	103	68-146	
Chloroform	ug/kg	49.5	56.0	113	75-137	
Chloromethane	ug/kg	49.5	48.9	99	54-143	
cis-1,2-Dichloroethene	ug/kg	49.5	53.7	109	71-143	
cis-1,3-Dichloropropene	ug/kg	49.5	56.9	115	76-133	
Cyclohexane	ug/kg	49.5	54.2	109	70-130	
Dibromochloromethane	ug/kg	49.5	58.1	117	77-131	
Dichlorodifluoromethane	ug/kg	49.5	55.1	111	36-173	
Ethylbenzene	ug/kg	49.5	55.7	113	69-141	
Isopropylbenzene (Cumene)	ug/kg	49.5	55.6	112	77-143	
m&p-Xylene	ug/kg	99	112	113	72-138	
Methyl acetate	ug/kg	49.5	58.6	118	43-126	
Methyl-tert-butyl ether	ug/kg	49.5	55.3	112	2-138	
Methylcyclohexane	ug/kg	49.5	56.1	113	70-130	
Methylene Chloride	ug/kg	49.5	51.1	103	69-136	
o-Xylene	ug/kg	49.5	54.7	110	74-137	
Styrene	ug/kg	49.5	56.0	113	76-137	
Tetrachloroethene	ug/kg	49.5	52.3	106	72-136	
Toluene	ug/kg	49.5	52.0	105	69-139	
trans-1,2-Dichloroethene	ug/kg	49.5	49.5	100	72-144	
trans-1,3-Dichloropropene	ug/kg	49.5	55.7	113	73-135	
Trichloroethene	ug/kg	49.5	54.3	110	75-136	
Trichlorofluoromethane	ug/kg	49.5	54.8	111	69-144	
Vinyl chloride	ug/kg	49.5	59.6	120	61-145	
1,2-Dichloroethane-d4 (S)	%			94	69-121	
4-Bromofluorobenzene (S)	%			101	74-115	
Dibromofluoromethane (S)	%			99	79-116	
Toluene-d8 (S)	%			99	88-110	

MATRIX SPIKE SAMPLE: 98176

Parameter	Units	9216223002 Result	Spike Conc.	MS Result	MS % Rec	% Rec Limits	Qualifiers
1,1-Dichloroethene	ug/kg		ND	52	59.6	115	33-158
Benzene	ug/kg		ND	52	56.4	108	46-143
Chlorobenzene	ug/kg		ND	52	55.8	107	29-159
Toluene	ug/kg		ND	52	51.8	100	38-145
Trichloroethene	ug/kg		ND	52	54.2	104	70-130
1,2-Dichloroethane-d4 (S)	%					110	69-121
4-Bromofluorobenzene (S)	%					100	74-115
Dibromofluoromethane (S)	%					102	79-116
Toluene-d8 (S)	%					100	88-110

QUALITY CONTROL DATA

Project: MCAS NEW RIVER 111145

Pace Project No.: 9216278

SAMPLE DUPLICATE: 98177

Parameter	Units	9216278004 Result	Dup Result	RPD	Qualifiers
1,1,1-Trichloroethane	ug/kg	ND	ND	0	
1,1,2,2-Tetrachloroethane	ug/kg	ND	ND	0	
1,1,2-Trichloroethane	ug/kg	ND	ND	0	
1,1,2-Trichlorotrifluoroethane	ug/kg	ND	ND	0	
1,1-Dichloroethane	ug/kg	ND	ND	0	
1,1-Dichloroethene	ug/kg	ND	ND	0	
1,2,3-Trichlorobenzene	ug/kg	ND	ND	0	
1,2,4-Trichlorobenzene	ug/kg	ND	ND	0	
1,2-Dibromo-3-chloropropane	ug/kg	ND	ND	0	
1,2-Dibromoethane (EDB)	ug/kg	ND	ND	0	
1,2-Dichlorobenzene	ug/kg	ND	ND	0	
1,2-Dichloroethane	ug/kg	ND	ND	0	
1,2-Dichloropropane	ug/kg	ND	ND	0	
1,3-Dichlorobenzene	ug/kg	ND	ND	0	
1,4-Dichlorobenzene	ug/kg	ND	ND	0	
1,4-Dioxane (p-Dioxane)	ug/kg	ND	ND	0	
2-Butanone (MEK)	ug/kg	ND	ND	0	
2-Hexanone	ug/kg	ND	ND	0	
4-Methyl-2-pentanone (MIBK)	ug/kg	ND	ND	0	
Acetone	ug/kg	ND	ND	200	
Benzene	ug/kg	ND	ND	0	
Bromochloromethane	ug/kg	ND	ND	0	
Bromodichloromethane	ug/kg	ND	ND	0	
Bromoform	ug/kg	ND	ND	0	
Bromomethane	ug/kg	ND	ND	0	
Carbon disulfide	ug/kg	ND	ND	0	
Carbon tetrachloride	ug/kg	ND	ND	0	
Chlorobenzene	ug/kg	ND	ND	0	
Chloroethane	ug/kg	ND	ND	0	
Chloroform	ug/kg	ND	ND	0	
Chloromethane	ug/kg	ND	ND	0	
cis-1,2-Dichloroethene	ug/kg	ND	ND	0	
cis-1,3-Dichloropropene	ug/kg	ND	ND	0	
Cyclohexane	ug/kg	ND	ND	0	
Dibromochloromethane	ug/kg	ND	ND	0	
Dichlorodifluoromethane	ug/kg	ND	ND	0	
Ethylbenzene	ug/kg	ND	ND	0	
Isopropylbenzene (Cumene)	ug/kg	ND	ND	0	
m&p-Xylene	ug/kg	ND	ND	0	
Methyl acetate	ug/kg	ND	ND	0	
Methyl-tert-butyl ether	ug/kg	ND	ND	0	
Methylcyclohexane	ug/kg	ND	ND	0	
Methylene Chloride	ug/kg	ND	ND	200	
o-Xylene	ug/kg	ND	ND	0	
Styrene	ug/kg	ND	ND	0	
Tetrachloroethene	ug/kg	ND	ND	0	
Toluene	ug/kg	ND	ND	0	
trans-1,2-Dichloroethene	ug/kg	ND	ND	0	

QUALITY CONTROL DATA

Project: MCAS NEW RIVER 111145

Pace Project No.: 9216278

SAMPLE DUPLICATE: 98177

Parameter	Units	9216278004 Result	Dup Result	RPD	Qualifiers
trans-1,3-Dichloropropene	ug/kg	ND	ND	0	
Trichloroethene	ug/kg	ND	ND	0	
Trichlorofluoromethane	ug/kg	ND	ND	0	
Vinyl chloride	ug/kg	ND	ND	0	
1,2-Dichloroethane-d4 (S)	%	111	106	8	
4-Bromofluorobenzene (S)	%	99	102	.5	
Dibromofluoromethane (S)	%	103	103	3	
Toluene-d8 (S)	%	99	101	1	

QUALITY CONTROL DATA

Project: MCAS NEW RIVER 111145

Pace Project No.: 9216278

QC Batch: MSV/3040

Analysis Method: EPA 8260

QC Batch Method: EPA 8260

Analysis Description: 8260 MSV 5035A Volatile Organics

Associated Lab Samples: 9216278005, 9216278006, 9216278007, 9216278008, 9216278009

METHOD BLANK: 97987

Associated Lab Samples: 9216278005, 9216278006, 9216278007, 9216278008, 9216278009

Parameter	Units	Blank Result	Reporting Limit	Qualifiers
1,1,1-Trichloroethane	ug/kg	ND	5.0	
1,1,2,2-Tetrachloroethane	ug/kg	ND	5.0	
1,1,2-Trichloroethane	ug/kg	ND	5.0	
1,1,2-Trichlorotrifluoroethane	ug/kg	ND	5.0	
1,1-Dichloroethane	ug/kg	ND	5.0	
1,1-Dichloroethene	ug/kg	ND	5.0	
1,2,3-Trichlorobenzene	ug/kg	ND	5.0	
1,2,4-Trichlorobenzene	ug/kg	ND	5.0	
1,2-Dibromo-3-chloropropane	ug/kg	ND	5.0	
1,2-Dibromoethane (EDB)	ug/kg	ND	5.0	
1,2-Dichlorobenzene	ug/kg	ND	5.0	
1,2-Dichloroethane	ug/kg	ND	5.0	
1,2-Dichloropropane	ug/kg	ND	5.0	
1,3-Dichlorobenzene	ug/kg	ND	5.0	
1,4-Dichlorobenzene	ug/kg	ND	5.0	
1,4-Dioxane (p-Dioxane)	ug/kg	ND	151	
2-Butanone (MEK)	ug/kg	ND	101	
2-Hexanone	ug/kg	ND	50.4	
4-Methyl-2-pentanone (MIBK)	ug/kg	ND	50.4	
Acetone	ug/kg	ND	101	
Benzene	ug/kg	ND	5.0	
Bromochloromethane	ug/kg	ND	5.0	
Bromodichloromethane	ug/kg	ND	5.0	
Bromoform	ug/kg	ND	5.0	
Bromomethane	ug/kg	ND	10.1	
Carbon disulfide	ug/kg	ND	10.1	
Carbon tetrachloride	ug/kg	ND	5.0	
Chlorobenzene	ug/kg	ND	5.0	
Chloroethane	ug/kg	ND	10.1	
Chloroform	ug/kg	ND	5.0	
Chloromethane	ug/kg	ND	10.1	
cis-1,2-Dichloroethene	ug/kg	ND	5.0	
cis-1,3-Dichloropropene	ug/kg	ND	5.0	
Cyclohexane	ug/kg	ND	5.0	
Dibromochloromethane	ug/kg	ND	5.0	
Dichlorodifluoromethane	ug/kg	ND	10.1	
Ethylbenzene	ug/kg	ND	5.0	
Isopropylbenzene (Cumene)	ug/kg	ND	5.0	
m&p-Xylene	ug/kg	ND	10.1	
Methyl acetate	ug/kg	ND	10.1	
Methyl-tert-butyl ether	ug/kg	ND	5.0	
Methylcyclohexane	ug/kg	ND	10.1	
Methylene Chloride	ug/kg	ND	5.0	

Date: 04/17/2008 02:41 PM

REPORT OF LABORATORY ANALYSIS

Page 50 of 66

This report shall not be reproduced, except in full,
without the written consent of Pace Analytical Services, Inc..



QUALITY CONTROL DATA

Project: MCAS NEW RIVER 111145

Pace Project No.: 9216278

METHOD BLANK: 97987

Associated Lab Samples: 9216278005, 9216278006, 9216278007, 9216278008, 9216278009

Parameter	Units	Blank Result	Reporting Limit	Qualifiers
o-Xylene	ug/kg	ND	5.0	
Styrene	ug/kg	ND	5.0	
Tetrachloroethene	ug/kg	ND	5.0	
Toluene	ug/kg	ND	5.0	
trans-1,2-Dichloroethene	ug/kg	ND	5.0	
trans-1,3-Dichloropropene	ug/kg	ND	5.0	
Trichloroethene	ug/kg	ND	5.0	
Trichlorofluoromethane	ug/kg	ND	5.0	
Vinyl chloride	ug/kg	ND	10.1	
1,2-Dichloroethane-d4 (S)	%	102	69-121	
4-Bromofluorobenzene (S)	%	99	74-115	
Dibromofluoromethane (S)	%	100	79-116	
Toluene-d8 (S)	%	100	88-110	

LABORATORY CONTROL SAMPLE: 97988

Parameter	Units	Spike Conc.	LCS Result	LCS % Rec	% Rec Limits	Qualifiers
1,1,1-Trichloroethane	ug/kg	49.5	53.2	107	70-140	
1,1,2,2-Tetrachloroethane	ug/kg	49.5	54.0	109	74-133	
1,1,2-Trichloroethane	ug/kg	49.5	54.8	111	79-129	
1,1,2-Trichlorotrifluoroethane	ug/kg	49.5	56.6	114	61-142	
1,1-Dichloroethane	ug/kg	49.5	52.4	106	72-139	
1,1-Dichloroethene	ug/kg	49.5	61.3	124	69-154	
1,2,3-Trichlorobenzene	ug/kg	49.5	69.0	139	71-150	
1,2,4-Trichlorobenzene	ug/kg	49.5	65.5	132	68-150	
1,2-Dibromo-3-chloropropane	ug/kg	49.5	61.8	125	65-146	
1,2-Dibromoethane (EDB)	ug/kg	49.5	56.0	113	77-136	
1,2-Dichlorobenzene	ug/kg	49.5	62.4	126	75-141	
1,2-Dichloroethane	ug/kg	49.5	53.8	109	74-134	
1,2-Dichloropropane	ug/kg	49.5	54.5	110	77-138	
1,3-Dichlorobenzene	ug/kg	49.5	59.5	120	76-133	
1,4-Dichlorobenzene	ug/kg	49.5	60.2	122	75-137	
1,4-Dioxane (p-Dioxane)	ug/kg	990	1290	130	38-151	
2-Butanone (MEK)	ug/kg	99	121	122	61-138	
2-Hexanone	ug/kg	99	121	122	58-159	
4-Methyl-2-pentanone (MIBK)	ug/kg	99	119	120	74-139	
Acetone	ug/kg	99	125	127	58-150	
Benzene	ug/kg	49.5	54.3	110	71-140	
Bromochloromethane	ug/kg	49.5	49.9	101	78-133	
Bromodichloromethane	ug/kg	49.5	57.6	116	78-133	
Bromoform	ug/kg	49.5	56.0	113	74-132	
Bromomethane	ug/kg	49.5	64.4	130	63-184	
Carbon disulfide	ug/kg	49.5	64.4	130	53-185	
Carbon tetrachloride	ug/kg	49.5	55.1	111	73-143	
Chlorobenzene	ug/kg	49.5	57.5	116	77-137	

QUALITY CONTROL DATA

Project: MCAS NEW RIVER 111145

Pace Project No.: 9216278

LABORATORY CONTROL SAMPLE: 97988

Parameter	Units	Spike Conc.	LCS Result	LCS % Rec	% Rec Limits	Qualifiers
Chloroethane	ug/kg	49.5	50.8	103	68-146	
Chloroform	ug/kg	49.5	56.0	113	75-137	
Chloromethane	ug/kg	49.5	48.9	99	54-143	
cis-1,2-Dichloroethene	ug/kg	49.5	53.7	109	71-143	
cis-1,3-Dichloropropene	ug/kg	49.5	56.9	115	76-133	
Cyclohexane	ug/kg	49.5	54.2	109	70-130	
Dibromochloromethane	ug/kg	49.5	58.1	117	77-131	
Dichlorodifluoromethane	ug/kg	49.5	55.1	111	36-173	
Ethylbenzene	ug/kg	49.5	55.7	113	69-141	
Isopropylbenzene (Cumene)	ug/kg	49.5	55.6	112	77-143	
m&p-Xylene	ug/kg	99	112	113	72-138	
Methyl acetate	ug/kg	49.5	58.6	118	43-126	
Methyl-tert-butyl ether	ug/kg	49.5	55.3	112	2-138	
Methylcyclohexane	ug/kg	49.5	56.1	113	70-130	
Methylene Chloride	ug/kg	49.5	51.1	103	69-136	
o-Xylene	ug/kg	49.5	54.7	110	74-137	
Styrene	ug/kg	49.5	56.0	113	76-137	
Tetrachloroethene	ug/kg	49.5	52.3	106	72-136	
Toluene	ug/kg	49.5	52.0	105	69-139	
trans-1,2-Dichloroethene	ug/kg	49.5	49.5	100	72-144	
trans-1,3-Dichloropropene	ug/kg	49.5	55.7	113	73-135	
Trichloroethene	ug/kg	49.5	54.3	110	75-136	
Trichlorofluoromethane	ug/kg	49.5	54.8	111	69-144	
Vinyl chloride	ug/kg	49.5	59.6	120	61-145	
1,2-Dichloroethane-d4 (S)	%			94	69-121	
4-Bromofluorobenzene (S)	%			101	74-115	
Dibromofluoromethane (S)	%			99	79-116	
Toluene-d8 (S)	%			99	88-110	

MATRIX SPIKE SAMPLE: 98178

Parameter	Units	9216278005 Result	Spike Conc.	MS Result	MS % Rec	% Rec Limits	Qualifiers
1,1-Dichloroethene	ug/kg		ND	49	77.8	159	33-158 M3
Benzene	ug/kg		ND	49	72.5	148	46-143 M3
Chlorobenzene	ug/kg		ND	49	74.8	153	29-159
Toluene	ug/kg		ND	49	68.6	140	38-145
Trichloroethene	ug/kg		ND	49	71.0	145	70-130 M3
1,2-Dichloroethane-d4 (S)	%					108	69-121
4-Bromofluorobenzene (S)	%					98	74-115
Dibromofluoromethane (S)	%					103	79-116
Toluene-d8 (S)	%					100	88-110

QUALITY CONTROL DATA

Project: MCAS NEW RIVER 111145

Pace Project No.: 9216278

SAMPLE DUPLICATE: 98179

Parameter	Units	9216735001 Result	Dup Result	RPD	Qualifiers
1,1,1-Trichloroethane	ug/kg	ND	ND	0	
1,1,2,2-Tetrachloroethane	ug/kg	ND	ND	0	
1,1,2-Trichloroethane	ug/kg	ND	ND	0	
1,1,2-Trichlorotrifluoroethane	ug/kg	ND	ND	0	
1,1-Dichloroethane	ug/kg	ND	ND	0	
1,1-Dichloroethene	ug/kg	ND	ND	0	
1,2,3-Trichlorobenzene	ug/kg	ND	ND	0	
1,2,4-Trichlorobenzene	ug/kg	ND	ND	0	
1,2-Dibromo-3-chloropropane	ug/kg	ND	ND	0	
1,2-Dibromoethane (EDB)	ug/kg	ND	ND	0	
1,2-Dichlorobenzene	ug/kg	ND	ND	0	
1,2-Dichloroethane	ug/kg	ND	ND	0	
1,2-Dichloropropane	ug/kg	ND	ND	0	
1,3-Dichlorobenzene	ug/kg	ND	ND	0	
1,4-Dichlorobenzene	ug/kg	ND	ND	0	
1,4-Dioxane (p-Dioxane)	ug/kg	ND	ND	0	
2-Butanone (MEK)	ug/kg	ND	ND	0	
2-Hexanone	ug/kg	ND	ND	0	
4-Methyl-2-pentanone (MIBK)	ug/kg	ND	ND	0	
Acetone	ug/kg	38.5J	49.2J	24	
Benzene	ug/kg	ND	ND	0	
Bromochloromethane	ug/kg	ND	ND	0	
Bromodichloromethane	ug/kg	ND	ND	0	
Bromoform	ug/kg	ND	ND	0	
Bromomethane	ug/kg	ND	ND	0	
Carbon disulfide	ug/kg	ND	ND	0	
Carbon tetrachloride	ug/kg	ND	ND	0	
Chlorobenzene	ug/kg	ND	ND	0	
Chloroethane	ug/kg	ND	ND	0	
Chloroform	ug/kg	ND	ND	0	
Chloromethane	ug/kg	ND	ND	0	
cis-1,2-Dichloroethene	ug/kg	ND	ND	0	
cis-1,3-Dichloropropene	ug/kg	ND	ND	0	
Cyclohexane	ug/kg	ND	ND	0	
Dibromochloromethane	ug/kg	ND	ND	0	
Dichlorodifluoromethane	ug/kg	ND	ND	0	
Ethylbenzene	ug/kg	ND	ND	0	
Isopropylbenzene (Cumene)	ug/kg	ND	ND	0	
m&p-Xylene	ug/kg	ND	ND	0	
Methyl acetate	ug/kg	ND	ND	0	
Methyl-tert-butyl ether	ug/kg	ND	ND	0	
Methylcyclohexane	ug/kg	ND	ND	200	
Methylene Chloride	ug/kg	ND	ND	0	
o-Xylene	ug/kg	ND	ND	0	
Styrene	ug/kg	ND	ND	0	
Tetrachloroethene	ug/kg	ND	ND	0	
Toluene	ug/kg	ND	ND	200	
trans-1,2-Dichloroethene	ug/kg	ND	ND	0	

Date: 04/17/2008 02:41 PM

REPORT OF LABORATORY ANALYSIS

Page 53 of 66

This report shall not be reproduced, except in full,
without the written consent of Pace Analytical Services, Inc..



QUALITY CONTROL DATA

Project: MCAS NEW RIVER 111145

Pace Project No.: 9216278

SAMPLE DUPLICATE: 98179

Parameter	Units	9216735001 Result	Dup Result	RPD	Qualifiers
trans-1,3-Dichloropropene	ug/kg	ND	ND	0	
Trichloroethene	ug/kg	ND	ND	0	
Trichlorofluoromethane	ug/kg	ND	ND	0	
Vinyl chloride	ug/kg	ND	ND	0	
1,2-Dichloroethane-d4 (S)	%	110	111	9	
4-Bromofluorobenzene (S)	%	98	94	4	
Dibromofluoromethane (S)	%	104	105	10	
Toluene-d8 (S)	%	103	101	5	

QUALITY CONTROL DATA

Project: MCAS NEW RIVER 111145

Pace Project No.: 9216278

QC Batch: OEXT/2843 Analysis Method: MADEP EPH
 QC Batch Method: MADEP EPH Analysis Description: MADEP EPH NC Soil
 Associated Lab Samples: 9216278001, 9216278002, 9216278003, 9216278004, 9216278005, 9216278006, 9216278008, 9216278009, 9216278010

METHOD BLANK: 98262

Associated Lab Samples: 9216278001, 9216278002, 9216278003, 9216278004, 9216278005, 9216278006, 9216278008, 9216278009, 9216278010

Parameter	Units	Blank Result	Reporting Limit	Qualifiers
Aliphatic (C09-C18)	mg/kg	ND	10.0	
Aliphatic (C19-C36)	mg/kg	ND	10.0	
Aromatic (C11-C22)	mg/kg	ND	10.0	
2-Bromonaphthalene (S)	%	98	40-140	
2-Fluorobiphenyl (S)	%	93	40-140	
Nonatriacontane (S)	%	50	40-140	
o-Terphenyl (S)	%	88	40-140	

LABORATORY CONTROL SAMPLE & LCSD: 98263 98264

Parameter	Units	Spike Conc.	LCS Result	LCSD Result	LCS % Rec	LCSD % Rec	% Rec Limits	RPD	Max RPD	Qualifiers
Aliphatic (C09-C18)	mg/kg	10	ND	ND	63	62	40-140	.5	50	
Aliphatic (C19-C36)	mg/kg	13.3	11.0	10.3	82	78	40-140	6	50	
Aromatic (C11-C22)	mg/kg	28.3	26.1	27.2	92	96	40-140	4	50	
2-Bromonaphthalene (S)	%				93	91	40-140			
2-Fluorobiphenyl (S)	%				93	90	40-140			
Nonatriacontane (S)	%				52	67	40-140			
o-Terphenyl (S)	%				85	81	40-140			

QUALITY CONTROL DATA

Project: MCAS NEW RIVER 111145

Pace Project No.: 9216278

QC Batch: MSV/3050

Analysis Method: EPA 8260

QC Batch Method: EPA 8260

Analysis Description: 8260 MSV 5035A Volatile Organics

Associated Lab Samples: 9216278010

METHOD BLANK: 98338

Associated Lab Samples: 9216278010

Parameter	Units	Blank Result	Reporting Limit	Qualifiers
1,1,1-Trichloroethane	ug/kg	ND	5.0	
1,1,2,2-Tetrachloroethane	ug/kg	ND	5.0	
1,1,2-Trichloroethane	ug/kg	ND	5.0	
1,1,2-Trichlorotrifluoroethane	ug/kg	ND	5.0	
1,1-Dichloroethane	ug/kg	ND	5.0	
1,1-Dichloroethene	ug/kg	ND	5.0	
1,2,3-Trichlorobenzene	ug/kg	ND	5.0	
1,2,4-Trichlorobenzene	ug/kg	ND	5.0	
1,2-Dibromo-3-chloropropane	ug/kg	ND	5.0	
1,2-Dibromoethane (EDB)	ug/kg	ND	5.0	
1,2-Dichlorobenzene	ug/kg	ND	5.0	
1,2-Dichloroethane	ug/kg	ND	5.0	
1,2-Dichloropropane	ug/kg	ND	5.0	
1,3-Dichlorobenzene	ug/kg	ND	5.0	
1,4-Dichlorobenzene	ug/kg	ND	5.0	
1,4-Dioxane (p-Dioxane)	ug/kg	ND	150	
2-Butanone (MEK)	ug/kg	ND	100	
2-Hexanone	ug/kg	ND	50.1	
4-Methyl-2-pentanone (MIBK)	ug/kg	ND	50.1	
Acetone	ug/kg	ND	100	
Benzene	ug/kg	ND	5.0	
Bromochloromethane	ug/kg	ND	5.0	
Bromodichloromethane	ug/kg	ND	5.0	
Bromoform	ug/kg	ND	5.0	
Bromomethane	ug/kg	ND	10.0	
Carbon disulfide	ug/kg	ND	10.0	
Carbon tetrachloride	ug/kg	ND	5.0	
Chlorobenzene	ug/kg	ND	5.0	
Chloroethane	ug/kg	ND	10.0	
Chloroform	ug/kg	ND	5.0	
Chloromethane	ug/kg	ND	10.0	
cis-1,2-Dichloroethene	ug/kg	ND	5.0	
cis-1,3-Dichloropropene	ug/kg	ND	5.0	
Cyclohexane	ug/kg	ND	5.0	
Dibromochloromethane	ug/kg	ND	5.0	
Dichlorodifluoromethane	ug/kg	ND	10.0	
Ethylbenzene	ug/kg	ND	5.0	
Isopropylbenzene (Cumene)	ug/kg	ND	5.0	
m&p-Xylene	ug/kg	ND	10.0	
Methyl acetate	ug/kg	ND	10.0	
Methyl-tert-butyl ether	ug/kg	ND	5.0	
Methylcyclohexane	ug/kg	ND	10.0	
Methylene Chloride	ug/kg	ND	5.0	

Date: 04/17/2008 02:41 PM

REPORT OF LABORATORY ANALYSIS

Page 56 of 66

This report shall not be reproduced, except in full,
without the written consent of Pace Analytical Services, Inc..



QUALITY CONTROL DATA

Project: MCAS NEW RIVER 111145

Pace Project No.: 9216278

METHOD BLANK: 98338

Associated Lab Samples: 9216278010

Parameter	Units	Blank Result	Reporting Limit	Qualifiers
o-Xylene	ug/kg	ND	5.0	
Styrene	ug/kg	ND	5.0	
Tetrachloroethene	ug/kg	ND	5.0	
Toluene	ug/kg	ND	5.0	
trans-1,2-Dichloroethene	ug/kg	ND	5.0	
trans-1,3-Dichloropropene	ug/kg	ND	5.0	
Trichloroethene	ug/kg	ND	5.0	
Trichlorofluoromethane	ug/kg	ND	5.0	
Vinyl chloride	ug/kg	ND	10.0	
1,2-Dichloroethane-d4 (S)	%	96	69-121	
4-Bromofluorobenzene (S)	%	98	74-115	
Dibromofluoromethane (S)	%	97	79-116	
Toluene-d8 (S)	%	100	88-110	

LABORATORY CONTROL SAMPLE: 98339

Parameter	Units	Spike Conc.	LCS Result	LCS % Rec	% Rec Limits	Qualifiers
1,1,1-Trichloroethane	ug/kg	49.9	48.6	97	70-140	
1,1,2,2-Tetrachloroethane	ug/kg	49.9	50.4	101	74-133	
1,1,2-Trichloroethane	ug/kg	49.9	51.1	102	79-129	
1,1,2-Trichlorotrifluoroethane	ug/kg	49.9	47.6	95	61-142	
1,1-Dichloroethane	ug/kg	49.9	48.9	98	72-139	
1,1-Dichloroethene	ug/kg	49.9	47.6	95	69-154	
1,2,3-Trichlorobenzene	ug/kg	49.9	57.6	116	71-150	
1,2,4-Trichlorobenzene	ug/kg	49.9	56.0	112	68-150	
1,2-Dibromo-3-chloropropane	ug/kg	49.9	54.4	109	65-146	
1,2-Dibromoethane (EDB)	ug/kg	49.9	52.5	105	77-136	
1,2-Dichlorobenzene	ug/kg	49.9	56.3	113	75-141	
1,2-Dichloroethane	ug/kg	49.9	50.4	101	74-134	
1,2-Dichloropropane	ug/kg	49.9	50.8	102	77-138	
1,3-Dichlorobenzene	ug/kg	49.9	53.8	108	76-133	
1,4-Dichlorobenzene	ug/kg	49.9	53.9	108	75-137	
1,4-Dioxane (p-Dioxane)	ug/kg	998	1130	113	38-151	
2-Butanone (MEK)	ug/kg	99.8	115	115	61-138	
2-Hexanone	ug/kg	99.8	112	112	58-159	
4-Methyl-2-pentanone (MIBK)	ug/kg	99.8	111	111	74-139	
Acetone	ug/kg	99.8	121	121	58-150	
Benzene	ug/kg	49.9	50.2	101	71-140	
Bromochloromethane	ug/kg	49.9	49.2	99	78-133	
Bromodichloromethane	ug/kg	49.9	53.3	107	78-133	
Bromoform	ug/kg	49.9	52.6	105	74-132	
Bromomethane	ug/kg	49.9	59.0	118	63-184	
Carbon disulfide	ug/kg	49.9	52.2	105	53-185	
Carbon tetrachloride	ug/kg	49.9	51.4	103	73-143	
Chlorobenzene	ug/kg	49.9	53.8	108	77-137	

Date: 04/17/2008 02:41 PM

REPORT OF LABORATORY ANALYSIS

Page 57 of 66

This report shall not be reproduced, except in full,
without the written consent of Pace Analytical Services, Inc..



QUALITY CONTROL DATA

Project: MCAS NEW RIVER 111145

Pace Project No.: 9216278

LABORATORY CONTROL SAMPLE: 98339

Parameter	Units	Spike Conc.	LCS Result	LCS % Rec	% Rec Limits	Qualifiers
Chloroethane	ug/kg	49.9	49.1	98	68-146	
Chloroform	ug/kg	49.9	52.0	104	75-137	
Chloromethane	ug/kg	49.9	40.3	81	54-143	
cis-1,2-Dichloroethene	ug/kg	49.9	48.9	98	71-143	
cis-1,3-Dichloropropene	ug/kg	49.9	53.1	106	76-133	
Cyclohexane	ug/kg	49.9	49.6	99	70-130	
Dibromochloromethane	ug/kg	49.9	54.4	109	77-131	
Dichlorodifluoromethane	ug/kg	49.9	43.7	88	36-173	
Ethylbenzene	ug/kg	49.9	51.7	104	69-141	
Isopropylbenzene (Cumene)	ug/kg	49.9	50.2	101	77-143	
m&p-Xylene	ug/kg	99.8	103	103	72-138	
Methyl acetate	ug/kg	49.9	48.9	98	43-126	
Methyl-tert-butyl ether	ug/kg	49.9	50.9	102	2-138	
Methylcyclohexane	ug/kg	49.9	52.2	105	70-130	
Methylene Chloride	ug/kg	49.9	48.8	98	69-136	
o-Xylene	ug/kg	49.9	50.3	101	74-137	
Styrene	ug/kg	49.9	51.1	102	76-137	
Tetrachloroethene	ug/kg	49.9	47.9	96	72-136	
Toluene	ug/kg	49.9	48.6	97	69-139	
trans-1,2-Dichloroethene	ug/kg	49.9	45.3	91	72-144	
trans-1,3-Dichloropropene	ug/kg	49.9	52.7	106	73-135	
Trichloroethene	ug/kg	49.9	50.9	102	75-136	
Trichlorofluoromethane	ug/kg	49.9	50.9	102	69-144	
Vinyl chloride	ug/kg	49.9	52.5	105	61-145	
1,2-Dichloroethane-d4 (S)	%			94	69-121	
4-Bromofluorobenzene (S)	%			99	74-115	
Dibromofluoromethane (S)	%			95	79-116	
Toluene-d8 (S)	%			99	88-110	

MATRIX SPIKE SAMPLE: 98842

Parameter	Units	9216249001 Result	Spike Conc.	MS Result	MS % Rec	% Rec Limits	Qualifiers
1,1-Dichloroethene	ug/kg		ND	45	43.0	96	33-158
Benzene	ug/kg		ND	45	45.0	100	46-143
Chlorobenzene	ug/kg		ND	45	46.8	104	29-159
Toluene	ug/kg		ND	45	47.6	106	38-145
Trichloroethene	ug/kg		ND	45	43.0	96	70-130
1,2-Dichloroethane-d4 (S)	%					109	69-121
4-Bromofluorobenzene (S)	%					98	74-115
Dibromofluoromethane (S)	%					103	79-116
Toluene-d8 (S)	%					101	88-110

QUALITY CONTROL DATA

Project: MCAS NEW RIVER 111145

Pace Project No.: 9216278

SAMPLE DUPLICATE: 98841

Parameter	Units	9216735004 Result	Dup Result	RPD	Qualifiers
1,1,1-Trichloroethane	ug/kg	ND	ND	0	
1,1,2,2-Tetrachloroethane	ug/kg	ND	ND	0	
1,1,2-Trichloroethane	ug/kg	ND	ND	0	
1,1,2-Trichlorotrifluoroethane	ug/kg	ND	ND	0	
1,1-Dichloroethane	ug/kg	ND	ND	0	
1,1-Dichloroethene	ug/kg	ND	ND	0	
1,2,3-Trichlorobenzene	ug/kg	ND	ND	0	
1,2,4-Trichlorobenzene	ug/kg	ND	ND	0	
1,2-Dibromo-3-chloropropane	ug/kg	ND	ND	0	
1,2-Dibromoethane (EDB)	ug/kg	ND	ND	0	
1,2-Dichlorobenzene	ug/kg	ND	ND	0	
1,2-Dichloroethane	ug/kg	ND	ND	0	
1,2-Dichloropropane	ug/kg	ND	ND	0	
1,3-Dichlorobenzene	ug/kg	ND	ND	0	
1,4-Dichlorobenzene	ug/kg	ND	ND	0	
1,4-Dioxane (p-Dioxane)	ug/kg	ND	ND	0	
2-Butanone (MEK)	ug/kg	ND	ND	0	
2-Hexanone	ug/kg	ND	ND	0	
4-Methyl-2-pentanone (MIBK)	ug/kg	ND	ND	0	
Acetone	ug/kg	46.7J	32.4J	36	
Benzene	ug/kg	ND	ND	0	
Bromochloromethane	ug/kg	ND	ND	0	
Bromodichloromethane	ug/kg	ND	ND	0	
Bromoform	ug/kg	ND	ND	0	
Bromomethane	ug/kg	ND	ND	0	
Carbon disulfide	ug/kg	ND	ND	0	
Carbon tetrachloride	ug/kg	ND	ND	0	
Chlorobenzene	ug/kg	ND	ND	0	
Chloroethane	ug/kg	ND	ND	0	
Chloroform	ug/kg	ND	ND	0	
Chloromethane	ug/kg	ND	ND	0	
cis-1,2-Dichloroethene	ug/kg	ND	ND	0	
cis-1,3-Dichloropropene	ug/kg	ND	ND	0	
Cyclohexane	ug/kg	ND	ND	0	
Dibromochloromethane	ug/kg	ND	ND	0	
Dichlorodifluoromethane	ug/kg	ND	ND	0	
Ethylbenzene	ug/kg	ND	ND	0	
Isopropylbenzene (Cumene)	ug/kg	ND	ND	0	
m&p-Xylene	ug/kg	ND	ND	0	
Methyl acetate	ug/kg	ND	ND	200	
Methyl-tert-butyl ether	ug/kg	ND	ND	0	
Methylcyclohexane	ug/kg	ND	ND	0	
Methylene Chloride	ug/kg	ND	ND	200	
o-Xylene	ug/kg	ND	ND	0	
Styrene	ug/kg	ND	ND	0	
Tetrachloroethene	ug/kg	ND	ND	0	
Toluene	ug/kg	ND	ND	0	
trans-1,2-Dichloroethene	ug/kg	ND	ND	0	

QUALITY CONTROL DATA

Project: MCAS NEW RIVER 111145

Pace Project No.: 9216278

SAMPLE DUPLICATE: 98841

Parameter	Units	9216735004 Result	Dup Result	RPD	Qualifiers
trans-1,3-Dichloropropene	ug/kg	ND	ND	0	
Trichloroethene	ug/kg	ND	ND	0	
Trichlorofluoromethane	ug/kg	ND	ND	0	
Vinyl chloride	ug/kg	ND	ND	0	
1,2-Dichloroethane-d4 (S)	%	110	105	2	
4-Bromofluorobenzene (S)	%	90	97	11	
Dibromofluoromethane (S)	%	104	103	1	
Toluene-d8 (S)	%	100	106	8	

QUALITY CONTROL DATA

Project: MCAS NEW RIVER 111145

Pace Project No.: 9216278

QC Batch: OEXT/2860 Analysis Method: EPA 8270 by SIM
 QC Batch Method: EPA 3545 Analysis Description: 8270 MSSV PAH by SIM
 Associated Lab Samples: 9216278001, 9216278002, 9216278003, 9216278004, 9216278005, 9216278006, 9216278007, 9216278008, 9216278009, 9216278010

METHOD BLANK: 98933

Associated Lab Samples: 9216278001, 9216278002, 9216278003, 9216278004, 9216278005, 9216278006, 9216278007, 9216278008, 9216278009, 9216278010

Parameter	Units	Blank Result	Reporting Limit	Qualifiers
1-Methylnaphthalene	ug/kg	ND	10.0	
2-Methylnaphthalene	ug/kg	ND	10.0	
Acenaphthene	ug/kg	ND	10.0	
Acenaphthylene	ug/kg	ND	10.0	
Anthracene	ug/kg	ND	10.0	
Benzo(a)anthracene	ug/kg	ND	10.0	
Benzo(a)pyrene	ug/kg	ND	10.0	
Benzo(b)fluoranthene	ug/kg	ND	10.0	
Benzo(g,h,i)perylene	ug/kg	ND	10.0	
Benzo(k)fluoranthene	ug/kg	ND	10.0	
Chrysene	ug/kg	ND	10.0	
Dibenz(a,h)anthracene	ug/kg	ND	10.0	
Fluoranthene	ug/kg	ND	10.0	
Fluorene	ug/kg	ND	10.0	
Indeno(1,2,3-cd)pyrene	ug/kg	ND	10.0	
Naphthalene	ug/kg	ND	10.0	
Phenanthrene	ug/kg	ND	10.0	
Pyrene	ug/kg	ND	10.0	
2-Fluorobiphenyl (S)	%	110	30-120	
Nitrobenzene-d5 (S)	%	90	30-120	
Terphenyl-d14 (S)	%	93	30-116	

LABORATORY CONTROL SAMPLE: 98934

Parameter	Units	Spike Conc.	LCS Result	LCS % Rec	% Rec Limits	Qualifiers
1-Methylnaphthalene	ug/kg	33.3	24.5	74	29-108	
2-Methylnaphthalene	ug/kg	33.3	27.3	82	30-104	
Acenaphthene	ug/kg	33.3	23.8	71	38-109	
Acenaphthylene	ug/kg	33.3	23.6	71	41-109	
Anthracene	ug/kg	33.3	26.2	79	45-114	
Benzo(a)anthracene	ug/kg	33.3	27.8	83	45-109	
Benzo(a)pyrene	ug/kg	33.3	27.0	81	47-117	
Benzo(b)fluoranthene	ug/kg	33.3	28.1	84	32-113	
Benzo(g,h,i)perylene	ug/kg	33.3	22.9	69	10-149	
Benzo(k)fluoranthene	ug/kg	33.3	31.0	93	41-104	
Chrysene	ug/kg	33.3	20.2	61	35-116	
Dibenz(a,h)anthracene	ug/kg	33.3	18.4	55	13-139	
Fluoranthene	ug/kg	33.3	27.5	83	43-110	
Fluorene	ug/kg	33.3	24.6	74	45-111	
Indeno(1,2,3-cd)pyrene	ug/kg	33.3	24.7	74	17-135	

Date: 04/17/2008 02:41 PM

REPORT OF LABORATORY ANALYSIS

Page 61 of 66

This report shall not be reproduced, except in full, without the written consent of Pace Analytical Services, Inc..



QUALITY CONTROL DATA

Project: MCAS NEW RIVER 111145

Pace Project No.: 9216278

LABORATORY CONTROL SAMPLE: 98934

Parameter	Units	Spike Conc.	LCS Result	LCS % Rec	% Rec Limits	Qualifiers
Naphthalene	ug/kg	33.3	24.2	73	26-120	
Phenanthrene	ug/kg	33.3	25.7	77	45-110	
Pyrene	ug/kg	33.3	27.1	81	38-114	
2-Fluorobiphenyl (S)	%			81	30-120	
Nitrobenzene-d5 (S)	%			76	30-120	
Terphenyl-d14 (S)	%			83	30-116	

MATRIX SPIKE & MATRIX SPIKE DUPLICATE: 98935 98936

Parameter	Units	9216830006		MS	MSD	MS	MSD	MS	MSD	% Rec	RPD	Qual
		Result	Conc.	Spike Conc.	Spike Conc.	Result	Result	% Rec	% Rec	Limits		
1-Methylnaphthalene	ug/kg	14.9	37.9	37.9	37.9	110	102	251	230	50-150	8	M0
2-Methylnaphthalene	ug/kg	98.1	37.9	37.9	37.9	74.7	66.6	-62	-83	50-150	11	M0
Acenaphthene	ug/kg	ND	37.9	37.9	37.9	59.8	60.7	158	160	50-150	2	M0
Acenaphthylene	ug/kg	ND	37.9	37.9	37.9	30.7	29.9	81	79	50-150	3	
Anthracene	ug/kg	ND	37.9	37.9	37.9	28.8	33.0	76	87	50-150	13	
Benzo(a)anthracene	ug/kg	15.6	37.9	37.9	37.9	46.2	45.6	81	79	50-150	1	
Benzo(a)pyrene	ug/kg	ND	37.9	37.9	37.9	32.3	34.4	85	91	50-150	6	
Benzo(b)fluoranthene	ug/kg	ND	37.9	37.9	37.9	38.9	37.6	102	99	50-150	3	
Benzo(g,h,i)perylene	ug/kg	ND	37.9	37.9	37.9	21.9	20.5	58	54	50-150	7	
Benzo(k)fluoranthene	ug/kg	ND	37.9	37.9	37.9	35.7	36.6	94	97	50-150	3	
Chrysene	ug/kg	15.7	37.9	37.9	37.9	26.4	26.7	28	29	50-150	1	M0
Dibenz(a,h)anthracene	ug/kg	ND	37.9	37.9	37.9	9.7J	9.4J	26	25	50-150		M0
Fluoranthene	ug/kg	34.8	37.9	37.9	37.9	65.4	65.2	81	80	50-150	.3	
Fluorene	ug/kg	ND	37.9	37.9	37.9	63.0	62.7	166	165	50-150	.4	M0
Indeno(1,2,3-cd)pyrene	ug/kg	ND	37.9	37.9	37.9	27.6	25.8	73	68	50-150	7	
Naphthalene	ug/kg	879	37.9	37.9	37.9	573	535	-806	-908	50-150	7	M0
Phenanthrene	ug/kg	ND	37.9	37.9	37.9	37.2	35.8	98	94	50-150	4	
Pyrene	ug/kg	73.2	37.9	37.9	37.9	96.0	95.5	60	59	50-150	.6	
2-Fluorobiphenyl (S)	%							95	77	30-120		
Nitrobenzene-d5 (S)	%							80	57	30-120		
Terphenyl-d14 (S)	%							91	80	30-116		

QUALITY CONTROL DATA

Project: MCAS NEW RIVER 111145

Pace Project No.: 9216278

QC Batch: OEXT/2892

Analysis Method: MADEP EPH

QC Batch Method: MADEP EPH

Analysis Description: MADEP EPH NC Soil

Associated Lab Samples: 9216278007

METHOD BLANK: 101002

Associated Lab Samples: 9216278007

Parameter	Units	Blank Result	Reporting Limit	Qualifiers
Aliphatic (C09-C18)	mg/kg	ND	10.0	
Aliphatic (C19-C36)	mg/kg	ND	10.0	
Aromatic (C11-C22)	mg/kg	ND	10.0	
2-Bromonaphthalene (S)	%	87	40-140	
2-Fluorobiphenyl (S)	%	84	40-140	
Nonatriacontane (S)	%	105	40-140	
o-Terphenyl (S)	%	78	40-140	

LABORATORY CONTROL SAMPLE & LCSD: 101003

101004

Parameter	Units	Spike Conc.	LCS Result	LCSD Result	LCS % Rec	LCSD % Rec	% Rec Limits	RPD	Max RPD	Qualifiers
Aliphatic (C09-C18)	mg/kg	10	ND	ND	73	55	40-140	28	50	
Aliphatic (C19-C36)	mg/kg	13.3	11.9	10.7	89	80	40-140	10	50	
Aromatic (C11-C22)	mg/kg	28.3	25.1	26.0	88	92	40-140	4	50	
2-Bromonaphthalene (S)	%				85	92	40-140			
2-Fluorobiphenyl (S)	%				87	91	40-140			
Nonatriacontane (S)	%				112	103	40-140			
o-Terphenyl (S)	%				83	85	40-140			

QUALIFIERS

Project: MCAS NEW RIVER 111145

Pace Project No.: 9216278

DEFINITIONS

DF - Dilution Factor, if reported, represents the factor applied to the reported data due to changes in sample preparation, dilution of the sample aliquot, or moisture content.

ND - Not Detected at or above adjusted reporting limit.

J - Estimated concentration above the adjusted method detection limit and below the adjusted reporting limit.

MDL - Adjusted Method Detection Limit.

S - Surrogate

1,2-Diphenylhydrazine (8270 listed analyte) decomposes to Azobenzene.

Consistent with EPA guidelines, unrounded data are displayed and have been used to calculate % recovery and RPD values.

LCS(D) - Laboratory Control Sample (Duplicate)

MS(D) - Matrix Spike (Duplicate)

DUP - Sample Duplicate

RPD - Relative Percent Difference

NC - Not Calculable.

Pace Analytical is NELAP accredited. Contact your Pace PM for the current list of accredited analytes.

LABORATORIES

PASI-C Pace Analytical Services - Charlotte

ANALYTE QUALIFIERS

1g Sample re-extracted and analyzed outside of EPA method holding time. Results confirm original analysis performed in hold time.

M0 Matrix spike recovery was outside laboratory control limits.

M3 Matrix spike recovery was outside laboratory control limits due to matrix interferences.

S0 Surrogate recovery outside laboratory control limits.

pH Post-analysis pH measurement indicates insufficient VOA sample preservation.

QUALITY CONTROL DATA CROSS REFERENCE TABLE

Project: MCAS NEW RIVER 111145

Pace Project No.: 9216278

Lab ID	Sample ID	QC Batch Method	QC Batch	Analytical Method	Analytical Batch
9216278001	SBA1-56	ASTM D2974-87	PMST/1565		
9216278002	SBA2-45	ASTM D2974-87	PMST/1566		
9216278003	SBA7-78	ASTM D2974-87	PMST/1566		
9216278004	SBA7-78 DUP	ASTM D2974-87	PMST/1566		
9216278005	SBA1-78	ASTM D2974-87	PMST/1566		
9216278006	SBA2-67	ASTM D2974-87	PMST/1566		
9216278007	SBA3-78	ASTM D2974-87	PMST/1566		
9216278008	SBA4-78	ASTM D2974-87	PMST/1566		
9216278009	SBA5-78	ASTM D2974-87	PMST/1566		
9216278010	SBA6-78	ASTM D2974-87	PMST/1566		
9216278001	SBA1-56	MADEP VPH	GCV/1902	MADEP VPH	GCV/1903
9216278002	SBA2-45	MADEP VPH	GCV/1902	MADEP VPH	GCV/1903
9216278003	SBA7-78	MADEP VPH	GCV/1902	MADEP VPH	GCV/1903
9216278004	SBA7-78 DUP	MADEP VPH	GCV/1902	MADEP VPH	GCV/1903
9216278005	SBA1-78	MADEP VPH	GCV/1902	MADEP VPH	GCV/1903
9216278006	SBA2-67	MADEP VPH	GCV/1902	MADEP VPH	GCV/1903
9216278007	SBA3-78	MADEP VPH	GCV/1902	MADEP VPH	GCV/1903
9216278008	SBA4-78	MADEP VPH	GCV/1902	MADEP VPH	GCV/1903
9216278009	SBA5-78	MADEP VPH	GCV/1910	MADEP VPH	GCV/1911
9216278010	SBA6-78	MADEP VPH	GCV/1910	MADEP VPH	GCV/1911
9216278005	SBA1-78	9071B ASE	GCSV/2532	9071B ASE	GCSV/2539
9216278006	SBA2-67	9071B ASE	GCSV/2532	9071B ASE	GCSV/2539
9216278007	SBA3-78	9071B ASE	GCSV/2532	9071B ASE	GCSV/2539
9216278008	SBA4-78	9071B ASE	GCSV/2532	9071B ASE	GCSV/2539
9216278009	SBA5-78	9071B ASE	GCSV/2532	9071B ASE	GCSV/2539
9216278010	SBA6-78	9071B ASE	GCSV/2532	9071B ASE	GCSV/2539
9216278011	TRIP BLANK	EPA 8260	MSV/3017		
9216278001	SBA1-56	EPA 8260	MSV/3039		
9216278002	SBA2-45	EPA 8260	MSV/3039		
9216278003	SBA7-78	EPA 8260	MSV/3039		
9216278004	SBA7-78 DUP	EPA 8260	MSV/3039		
9216278005	SBA1-78	EPA 8260	MSV/3040		
9216278006	SBA2-67	EPA 8260	MSV/3040		
9216278007	SBA3-78	EPA 8260	MSV/3040		
9216278008	SBA4-78	EPA 8260	MSV/3040		
9216278009	SBA5-78	EPA 8260	MSV/3040		
9216278001	SBA1-56	MADEP EPH	OEXT/2843	MADEP EPH	GCSV/2564
9216278002	SBA2-45	MADEP EPH	OEXT/2843	MADEP EPH	GCSV/2564
9216278003	SBA7-78	MADEP EPH	OEXT/2843	MADEP EPH	GCSV/2564
9216278004	SBA7-78 DUP	MADEP EPH	OEXT/2843	MADEP EPH	GCSV/2564
9216278005	SBA1-78	MADEP EPH	OEXT/2843	MADEP EPH	GCSV/2564
9216278006	SBA2-67	MADEP EPH	OEXT/2843	MADEP EPH	GCSV/2564
9216278008	SBA4-78	MADEP EPH	OEXT/2843	MADEP EPH	GCSV/2564
9216278009	SBA5-78	MADEP EPH	OEXT/2843	MADEP EPH	GCSV/2564
9216278010	SBA6-78	MADEP EPH	OEXT/2843	MADEP EPH	GCSV/2564

QUALITY CONTROL DATA CROSS REFERENCE TABLE

Project: MCAS NEW RIVER 111145

Pace Project No.: 9216278

Lab ID	Sample ID	QC Batch Method	QC Batch	Analytical Method	Analytical Batch
9216278010	SBA6-78	EPA 8260	MSV/3050		
9216278001	SBA1-56	EPA 3545	OEXT/2860	EPA 8270 by SIM	MSSV/1632
9216278002	SBA2-45	EPA 3545	OEXT/2860	EPA 8270 by SIM	MSSV/1632
9216278003	SBA7-78	EPA 3545	OEXT/2860	EPA 8270 by SIM	MSSV/1632
9216278004	SBA7-78 DUP	EPA 3545	OEXT/2860	EPA 8270 by SIM	MSSV/1632
9216278005	SBA1-78	EPA 3545	OEXT/2860	EPA 8270 by SIM	MSSV/1632
9216278006	SBA2-67	EPA 3545	OEXT/2860	EPA 8270 by SIM	MSSV/1632
9216278007	SBA3-78	EPA 3545	OEXT/2860	EPA 8270 by SIM	MSSV/1632
9216278008	SBA4-78	EPA 3545	OEXT/2860	EPA 8270 by SIM	MSSV/1632
9216278009	SBA5-78	EPA 3545	OEXT/2860	EPA 8270 by SIM	MSSV/1632
9216278010	SBA6-78	EPA 3545	OEXT/2860	EPA 8270 by SIM	MSSV/1632
9216278007	SBA3-78	MADEP EPH	OEXT/2892	MADEP EPH	GCSV/2601



Sample Condition Upon Receipt

Client Name: Michael (Pitts) Project # 9216278

Courier: [x] Fed Ex [] UPS [] USPS [] Client [] Commercial [] Pace Other

Custody Seal on Cooler/Box Present: [] yes [x] no Seals intact: [x] yes [] no

Packing Material: [] Bubble Wrap [x] Bubble Bags [] None [] Other

Thermometer Used T060 Type of Ice: [x] Wet [] Blue [] None [x] Samples on ice, cooling process has begun

Cooler Temperature 3.6 Biological Tissue is Frozen: Yes No N/A

Temp should be above freezing to 6°C

Optional Proj Due Date: N/A Proj Name: N/A

Date and Initials of person examining contents: M 3/28

Table with 16 rows of sample condition checks (Chain of Custody, Volume, Containers, etc.) with checkboxes and handwritten notes.

Client Notification/ Resolution: Person Contacted: Date/Time: Field Data Required? Y / N / N/A

Comments/ Resolution:

Project Manager Review: [Signature] Date: 3/28/08

Note: Whenever there is a discrepancy affecting North Carolina compliance samples, a copy of this form will be sent to the North Carolina DEHNR Certification Office (i.e. out of hold, incorrect preservative, out of temp, incorrect containers)

April 17, 2008

Mr. Joe Burawa
Michael Baker Jr., Inc.
100 Airside Drive
Beaver Falls, PA 15010

RE: Project: MCAS NEW RIVER
Pace Project No.: 9216331

Dear Mr. Burawa:

Enclosed are the analytical results for sample(s) received by the laboratory on March 29, 2008. The results relate only to the samples included in this report. Results reported herein conform to the most current NELAC standards, where applicable, unless otherwise narrated in the body of the report.

Inorganic Wet Chemistry and Metals analyses were performed at our Pace Asheville laboratory and Organic testing was performed at our Pace Huntersville laboratory unless otherwise footnoted. All Microbiological analyses were performed at the laboratory where the samples were received.

If you have any questions concerning this report, please feel free to contact me.

Sincerely,



Kevin Herring

kevin.herring@pacelabs.com
Project Manager

Enclosures

REPORT OF LABORATORY ANALYSIS

This report shall not be reproduced, except in full,
without the written consent of Pace Analytical Services, Inc..

CERTIFICATIONS

Project: MCAS NEW RIVER

Pace Project No.: 9216331

Charlotte Certification IDs

Florida/NELAP Certification Number: E87627

Kansas Certification Number: E-10364

Louisiana/LELAP Certification Number: 04034

North Carolina Drinking Water Certification Number: 37706

North Carolina Wastewater Certification Number: 12

North Carolina Field Services Certification Number: 5342

South Carolina Certification Number: 990060001

South Carolina Bioassay Certification Number: 990060003

Tennessee Certification Number: 04010

Virginia Certification Number: 00213

Asheville Certification IDs

Florida/NELAP Certification Number: E87648

Louisiana/LELAP Certification Number: 03095

New Jersey Certification Number: NC011

North Carolina Drinking Water Certification Number: 37712

North Carolina Wastewater Certification Number: 40

North Carolina Bioassay Certification Number: 9

Pennsylvania Certification Number: 68-03578

South Carolina Certification Number: 99030001

South Carolina Bioassay Certification Number: 99030002

Tennessee Certification Number: 2980

Virginia Certification Number: 00072

Eden Certification IDs

North Carolina Drinking Water Certification Number: 37738

Virginia Drinking Water Certification Number: 00424

North Carolina Wastewater Certification Number: 633

REPORT OF LABORATORY ANALYSIS

Page 2 of 35

This report shall not be reproduced, except in full,
without the written consent of Pace Analytical Services, Inc..



SAMPLE ANALYTE COUNT

Project: MCAS NEW RIVER

Pace Project No.: 9216331

Lab ID	Sample ID	Method	Analysts	Analytes Reported	Laboratory
9216331001	MW-12	EPA 8260	MCK	56	PASI-C
		EPA 8270 by SIM	BET	21	PASI-C
		MADEP EPH	JAD	7	PASI-C
		MADEP VPH	DHW	5	PASI-C
9216331002	MW-13	EPA 8260	MCK	56	PASI-C
		EPA 8270 by SIM	BET	21	PASI-C
		MADEP EPH	JAD	7	PASI-C
		MADEP VPH	DHW	5	PASI-C
9216331003	MW-4	EPA 8260	MCK	56	PASI-C
		EPA 8270 by SIM	BET	21	PASI-C
		MADEP EPH	JAD	7	PASI-C
		MADEP VPH	DHW	5	PASI-C
9216331004	MW-4 DUP	EPA 8260	MCK	56	PASI-C
		EPA 8270 by SIM	BET	21	PASI-C
		MADEP EPH	JAD	7	PASI-C
		MADEP VPH	DHW	5	PASI-C
9216331005	ER01	EPA 8260	MCK	56	PASI-C
		EPA 8270 by SIM	BET	21	PASI-C
		MADEP EPH	JAD	7	PASI-C
		MADEP VPH	DHW	5	PASI-C
9216331006	ER02	EPA 8260	MCK	56	PASI-C
		EPA 8270 by SIM	BET	21	PASI-C
		MADEP EPH	JAD	7	PASI-C
		MADEP VPH	DHW	5	PASI-C
9216331007	TRIP BLANK	EPA 8260	MCK	56	PASI-C

REPORT OF LABORATORY ANALYSIS

This report shall not be reproduced, except in full,
without the written consent of Pace Analytical Services, Inc..

ANALYTICAL RESULTS

Project: MCAS NEW RIVER

Pace Project No.: 9216331

Sample: MW-12	Lab ID: 9216331001	Collected: 03/28/08 00:00	Received: 03/29/08 10:00	Matrix: Water				
Parameters	Results	Units	Report Limit	DF	Prepared	Analyzed	CAS No.	Qual
MADEP EPH NC Water		Analytical Method: MADEP EPH Preparation Method: MADEP EPH						
Aliphatic (C09-C18)	ND ug/L		116	1	04/04/08 00:00	04/13/08 22:09		
Aliphatic (C19-C36)	ND ug/L		116	1	04/04/08 00:00	04/13/08 22:09		
Aromatic (C11-C22)	ND ug/L		116	1	04/04/08 00:00	04/13/08 22:09		
Nonatriacontane (S)	85 %		40-140	1	04/04/08 00:00	04/13/08 22:09	7194-86-7	
o-Terphenyl (S)	86 %		40-140	1	04/04/08 00:00	04/13/08 22:09	84-15-1	
2-Fluorobiphenyl (S)	87 %		40-140	1	04/04/08 00:00	04/13/08 22:09	321-60-8	
2-Bromonaphthalene (S)	89 %		40-140	1	04/04/08 00:00	04/13/08 22:09	580-13-2	
MADEP VPH NC Water		Analytical Method: MADEP VPH						
Aliphatic (C05-C08)	ND ug/L		100	1		03/31/08 16:36		
Aliphatic (C09-C12)	ND ug/L		100	1		03/31/08 16:36		
Aromatic (C09-C10)	ND ug/L		100	1		03/31/08 16:36		
2,5-Dibromotoluene (PID)(S)	98 %		70-130	1		03/31/08 16:36		
2,5-Dibromotoluene (FID)(S)	100 %		70-130	1		03/31/08 16:36		
8270 MSSV PAH by SIM SPE		Analytical Method: EPA 8270 by SIM Preparation Method: EPA 3535						
Acenaphthene	ND ug/L		2.0	1	04/03/08 00:00	04/15/08 21:05	83-32-9	
Acenaphthylene	ND ug/L		1.5	1	04/03/08 00:00	04/15/08 21:05	208-96-8	
Anthracene	ND ug/L		0.050	1	04/03/08 00:00	04/15/08 21:05	120-12-7	
Benzo(a)anthracene	ND ug/L		0.10	1	04/03/08 00:00	04/15/08 21:05	56-55-3	
Benzo(a)pyrene	ND ug/L		0.20	1	04/03/08 00:00	04/15/08 21:05	50-32-8	
Benzo(b)fluoranthene	ND ug/L		0.30	1	04/03/08 00:00	04/15/08 21:05	205-99-2	
Benzo(g,h,i)perylene	ND ug/L		0.20	1	04/03/08 00:00	04/15/08 21:05	191-24-2	
Benzo(k)fluoranthene	ND ug/L		0.20	1	04/03/08 00:00	04/15/08 21:05	207-08-9	
Chrysene	ND ug/L		0.10	1	04/03/08 00:00	04/15/08 21:05	218-01-9	
Dibenz(a,h)anthracene	ND ug/L		0.20	1	04/03/08 00:00	04/15/08 21:05	53-70-3	
Fluoranthene	ND ug/L		0.30	1	04/03/08 00:00	04/15/08 21:05	206-44-0	
Fluorene	ND ug/L		0.31	1	04/03/08 00:00	04/15/08 21:05	86-73-7	
Indeno(1,2,3-cd)pyrene	ND ug/L		0.20	1	04/03/08 00:00	04/15/08 21:05	193-39-5	
1-Methylnaphthalene	ND ug/L		2.0	1	04/03/08 00:00	04/15/08 21:05	90-12-0	
2-Methylnaphthalene	ND ug/L		2.0	1	04/03/08 00:00	04/15/08 21:05	91-57-6	
Naphthalene	ND ug/L		1.5	1	04/03/08 00:00	04/15/08 21:05	91-20-3	
Phenanthrene	ND ug/L		0.20	1	04/03/08 00:00	04/15/08 21:05	85-01-8	
Pyrene	ND ug/L		0.10	1	04/03/08 00:00	04/15/08 21:05	129-00-0	
Nitrobenzene-d5 (S)	38 %		50-150	1	04/03/08 00:00	04/15/08 21:05	4165-60-0	S0
2-Fluorobiphenyl (S)	57 %		50-150	1	04/03/08 00:00	04/15/08 21:05	321-60-8	
Terphenyl-d14 (S)	56 %		50-150	1	04/03/08 00:00	04/15/08 21:05	1718-51-0	
8260 MSV Low Level		Analytical Method: EPA 8260						
Acetone	ND ug/L		25.0	1		04/09/08 23:14	67-64-1	
Benzene	ND ug/L		1.0	1		04/09/08 23:14	71-43-2	
Bromochloromethane	ND ug/L		1.0	1		04/09/08 23:14	74-97-5	
Bromodichloromethane	ND ug/L		1.0	1		04/09/08 23:14	75-27-4	
Bromoform	ND ug/L		1.0	1		04/09/08 23:14	75-25-2	
Bromomethane	ND ug/L		5.0	1		04/09/08 23:14	74-83-9	
2-Butanone (MEK)	ND ug/L		5.0	1		04/09/08 23:14	78-93-3	

Date: 04/17/2008 02:42 PM

REPORT OF LABORATORY ANALYSIS

Page 4 of 35

This report shall not be reproduced, except in full,
without the written consent of Pace Analytical Services, Inc..



ANALYTICAL RESULTS

Project: MCAS NEW RIVER

Pace Project No.: 9216331

Sample: MW-12	Lab ID: 9216331001	Collected: 03/28/08 00:00	Received: 03/29/08 10:00	Matrix: Water				
Parameters	Results	Units	Report Limit	DF	Prepared	Analyzed	CAS No.	Qual
8260 MSV Low Level		Analytical Method: EPA 8260						
Carbon disulfide	ND ug/L		2.0	1		04/09/08 23:14	75-15-0	
Carbon tetrachloride	ND ug/L		1.0	1		04/09/08 23:14	56-23-5	
Chlorobenzene	ND ug/L		1.0	1		04/09/08 23:14	108-90-7	
Chloroethane	ND ug/L		1.0	1		04/09/08 23:14	75-00-3	
Chloroform	ND ug/L		1.0	1		04/09/08 23:14	67-66-3	
Chloromethane	ND ug/L		1.0	1		04/09/08 23:14	74-87-3	
Cyclohexane	ND ug/L		1.0	1		04/09/08 23:14	110-82-7	
1,2-Dibromo-3-chloropropane	ND ug/L		3.0	1		04/09/08 23:14	96-12-8	
Dibromochloromethane	ND ug/L		1.0	1		04/09/08 23:14	124-48-1	
1,2-Dibromoethane (EDB)	ND ug/L		1.0	1		04/09/08 23:14	106-93-4	
1,2-Dichlorobenzene	ND ug/L		1.0	1		04/09/08 23:14	95-50-1	
1,3-Dichlorobenzene	ND ug/L		1.0	1		04/09/08 23:14	541-73-1	
1,4-Dichlorobenzene	ND ug/L		1.0	1		04/09/08 23:14	106-46-7	
Dichlorodifluoromethane	ND ug/L		1.0	1		04/09/08 23:14	75-71-8	
1,1-Dichloroethane	ND ug/L		1.0	1		04/09/08 23:14	75-34-3	
1,2-Dichloroethane	ND ug/L		1.0	1		04/09/08 23:14	107-06-2	
1,1-Dichloroethene	ND ug/L		1.0	1		04/09/08 23:14	75-35-4	
cis-1,2-Dichloroethene	ND ug/L		1.0	1		04/09/08 23:14	156-59-2	
trans-1,2-Dichloroethene	ND ug/L		1.0	1		04/09/08 23:14	156-60-5	
1,2-Dichloropropane	ND ug/L		1.0	1		04/09/08 23:14	78-87-5	
cis-1,3-Dichloropropene	ND ug/L		1.0	1		04/09/08 23:14	10061-01-5	
trans-1,3-Dichloropropene	ND ug/L		1.0	1		04/09/08 23:14	10061-02-6	
1,4-Dioxane (p-Dioxane)	ND ug/L		150	1		04/09/08 23:14	123-91-1	
Ethylbenzene	ND ug/L		1.0	1		04/09/08 23:14	100-41-4	
2-Hexanone	ND ug/L		5.0	1		04/09/08 23:14	591-78-6	
Isopropylbenzene (Cumene)	ND ug/L		1.0	1		04/09/08 23:14	98-82-8	
Methyl acetate	ND ug/L		10.0	1		04/09/08 23:14	79-20-9	
Methylcyclohexane	ND ug/L		10.0	1		04/09/08 23:14	108-87-2	
Methylene Chloride	ND ug/L		2.0	1		04/09/08 23:14	75-09-2	
4-Methyl-2-pentanone (MIBK)	ND ug/L		5.0	1		04/09/08 23:14	108-10-1	
Methyl-tert-butyl ether	ND ug/L		1.0	1		04/09/08 23:14	1634-04-4	
Styrene	ND ug/L		1.0	1		04/09/08 23:14	100-42-5	
1,1,2,2-Tetrachloroethane	ND ug/L		1.0	1		04/09/08 23:14	79-34-5	
Tetrachloroethene	ND ug/L		1.0	1		04/09/08 23:14	127-18-4	
Toluene	ND ug/L		1.0	1		04/09/08 23:14	108-88-3	
1,2,3-Trichlorobenzene	ND ug/L		1.0	1		04/09/08 23:14	87-61-6	
1,2,4-Trichlorobenzene	ND ug/L		1.0	1		04/09/08 23:14	120-82-1	
1,1,1-Trichloroethane	ND ug/L		1.0	1		04/09/08 23:14	71-55-6	
1,1,2-Trichloroethane	ND ug/L		1.0	1		04/09/08 23:14	79-00-5	
Trichloroethene	ND ug/L		1.0	1		04/09/08 23:14	79-01-6	
Trichlorofluoromethane	ND ug/L		1.0	1		04/09/08 23:14	75-69-4	
1,1,2-Trichlorotrifluoroethane	ND ug/L		1.0	1		04/09/08 23:14	76-13-1	
Vinyl chloride	ND ug/L		1.0	1		04/09/08 23:14	75-01-4	
m&p-Xylene	ND ug/L		2.0	1		04/09/08 23:14	1330-20-7	
o-Xylene	ND ug/L		1.0	1		04/09/08 23:14	95-47-6	
4-Bromofluorobenzene (S)	98 %		87-109	1		04/09/08 23:14	460-00-4	
Dibromofluoromethane (S)	106 %		85-115	1		04/09/08 23:14	1868-53-7	

Date: 04/17/2008 02:42 PM

REPORT OF LABORATORY ANALYSIS

Page 5 of 35

This report shall not be reproduced, except in full,
without the written consent of Pace Analytical Services, Inc..



ANALYTICAL RESULTS

Project: MCAS NEW RIVER

Pace Project No.: 9216331

Parameters	Results	Units	Report Limit	DF	Prepared	Analyzed	CAS No.	Qual
Sample: MW-12		Lab ID: 9216331001		Collected: 03/28/08 00:00	Received: 03/29/08 10:00	Matrix: Water		
8260 MSV Low Level		Analytical Method: EPA 8260						
1,2-Dichloroethane-d4 (S)	111 %		79-120	1		04/09/08 23:14	17060-07-0	
Toluene-d8 (S)	100 %		70-120	1		04/09/08 23:14	2037-26-5	

ANALYTICAL RESULTS

Project: MCAS NEW RIVER

Pace Project No.: 9216331

Sample: MW-13	Lab ID: 9216331002	Collected: 03/28/08 00:00	Received: 03/29/08 10:00	Matrix: Water				
Parameters	Results	Units	Report Limit	DF	Prepared	Analyzed	CAS No.	Qual
MADEP EPH NC Water								
Analytical Method: MADEP EPH Preparation Method: MADEP EPH								
Aliphatic (C09-C18)	ND ug/L		123	1	04/04/08 00:00	04/13/08 22:46		
Aliphatic (C19-C36)	ND ug/L		123	1	04/04/08 00:00	04/13/08 22:46		
Aromatic (C11-C22)	ND ug/L		123	1	04/04/08 00:00	04/13/08 22:46		
Nonatriacontane (S)	77 %		40-140	1	04/04/08 00:00	04/13/08 22:46	7194-86-7	
o-Terphenyl (S)	77 %		40-140	1	04/04/08 00:00	04/13/08 22:46	84-15-1	
2-Fluorobiphenyl (S)	79 %		40-140	1	04/04/08 00:00	04/13/08 22:46	321-60-8	
2-Bromonaphthalene (S)	83 %		40-140	1	04/04/08 00:00	04/13/08 22:46	580-13-2	
MADEP VPH NC Water								
Analytical Method: MADEP VPH								
Aliphatic (C05-C08)	ND ug/L		100	1		03/31/08 17:06		
Aliphatic (C09-C12)	ND ug/L		100	1		03/31/08 17:06		
Aromatic (C09-C10)	ND ug/L		100	1		03/31/08 17:06		
2,5-Dibromotoluene (PID)(S)	100 %		70-130	1		03/31/08 17:06		
2,5-Dibromotoluene (FID)(S)	101 %		70-130	1		03/31/08 17:06		
8270 MSSV PAH by SIM SPE								
Analytical Method: EPA 8270 by SIM Preparation Method: EPA 3535								
Acenaphthene	ND ug/L		2.0	1	04/03/08 00:00	04/15/08 22:30	83-32-9	
Acenaphthylene	ND ug/L		1.5	1	04/03/08 00:00	04/15/08 22:30	208-96-8	
Anthracene	ND ug/L		0.050	1	04/03/08 00:00	04/15/08 22:30	120-12-7	
Benzo(a)anthracene	ND ug/L		0.10	1	04/03/08 00:00	04/15/08 22:30	56-55-3	
Benzo(a)pyrene	ND ug/L		0.20	1	04/03/08 00:00	04/15/08 22:30	50-32-8	
Benzo(b)fluoranthene	ND ug/L		0.30	1	04/03/08 00:00	04/15/08 22:30	205-99-2	
Benzo(g,h,i)perylene	ND ug/L		0.20	1	04/03/08 00:00	04/15/08 22:30	191-24-2	
Benzo(k)fluoranthene	ND ug/L		0.20	1	04/03/08 00:00	04/15/08 22:30	207-08-9	
Chrysene	ND ug/L		0.10	1	04/03/08 00:00	04/15/08 22:30	218-01-9	
Dibenz(a,h)anthracene	ND ug/L		0.20	1	04/03/08 00:00	04/15/08 22:30	53-70-3	
Fluoranthene	ND ug/L		0.30	1	04/03/08 00:00	04/15/08 22:30	206-44-0	
Fluorene	ND ug/L		0.31	1	04/03/08 00:00	04/15/08 22:30	86-73-7	
Indeno(1,2,3-cd)pyrene	ND ug/L		0.20	1	04/03/08 00:00	04/15/08 22:30	193-39-5	
1-Methylnaphthalene	ND ug/L		2.0	1	04/03/08 00:00	04/15/08 22:30	90-12-0	
2-Methylnaphthalene	ND ug/L		2.0	1	04/03/08 00:00	04/15/08 22:30	91-57-6	
Naphthalene	ND ug/L		1.5	1	04/03/08 00:00	04/15/08 22:30	91-20-3	
Phenanthrene	ND ug/L		0.20	1	04/03/08 00:00	04/15/08 22:30	85-01-8	
Pyrene	ND ug/L		0.10	1	04/03/08 00:00	04/15/08 22:30	129-00-0	
Nitrobenzene-d5 (S)	37 %		50-150	1	04/03/08 00:00	04/15/08 22:30	4165-60-0	S0
2-Fluorobiphenyl (S)	55 %		50-150	1	04/03/08 00:00	04/15/08 22:30	321-60-8	
Terphenyl-d14 (S)	51 %		50-150	1	04/03/08 00:00	04/15/08 22:30	1718-51-0	
8260 MSV Low Level								
Analytical Method: EPA 8260								
Acetone	ND ug/L		25.0	1		04/09/08 23:43	67-64-1	
Benzene	ND ug/L		1.0	1		04/09/08 23:43	71-43-2	
Bromochloromethane	ND ug/L		1.0	1		04/09/08 23:43	74-97-5	
Bromodichloromethane	2.1 ug/L		1.0	1		04/09/08 23:43	75-27-4	
Bromoform	ND ug/L		1.0	1		04/09/08 23:43	75-25-2	
Bromomethane	ND ug/L		5.0	1		04/09/08 23:43	74-83-9	
2-Butanone (MEK)	ND ug/L		5.0	1		04/09/08 23:43	78-93-3	

Date: 04/17/2008 02:42 PM

REPORT OF LABORATORY ANALYSIS

Page 7 of 35

This report shall not be reproduced, except in full,
without the written consent of Pace Analytical Services, Inc..



ANALYTICAL RESULTS

Project: MCAS NEW RIVER
Pace Project No.: 9216331

Sample: MW-13	Lab ID: 9216331002	Collected: 03/28/08 00:00	Received: 03/29/08 10:00	Matrix: Water				
Parameters	Results	Units	Report Limit	DF	Prepared	Analyzed	CAS No.	Qual
8260 MSV Low Level		Analytical Method: EPA 8260						
Carbon disulfide	ND ug/L		2.0	1		04/09/08 23:43	75-15-0	
Carbon tetrachloride	ND ug/L		1.0	1		04/09/08 23:43	56-23-5	
Chlorobenzene	ND ug/L		1.0	1		04/09/08 23:43	108-90-7	
Chloroethane	ND ug/L		1.0	1		04/09/08 23:43	75-00-3	
Chloroform	5.0 ug/L		1.0	1		04/09/08 23:43	67-66-3	
Chloromethane	ND ug/L		1.0	1		04/09/08 23:43	74-87-3	
Cyclohexane	ND ug/L		1.0	1		04/09/08 23:43	110-82-7	
1,2-Dibromo-3-chloropropane	ND ug/L		3.0	1		04/09/08 23:43	96-12-8	
Dibromochloromethane	ND ug/L		1.0	1		04/09/08 23:43	124-48-1	
1,2-Dibromoethane (EDB)	ND ug/L		1.0	1		04/09/08 23:43	106-93-4	
1,2-Dichlorobenzene	ND ug/L		1.0	1		04/09/08 23:43	95-50-1	
1,3-Dichlorobenzene	ND ug/L		1.0	1		04/09/08 23:43	541-73-1	
1,4-Dichlorobenzene	ND ug/L		1.0	1		04/09/08 23:43	106-46-7	
Dichlorodifluoromethane	ND ug/L		1.0	1		04/09/08 23:43	75-71-8	
1,1-Dichloroethane	ND ug/L		1.0	1		04/09/08 23:43	75-34-3	
1,2-Dichloroethane	ND ug/L		1.0	1		04/09/08 23:43	107-06-2	
1,1-Dichloroethene	ND ug/L		1.0	1		04/09/08 23:43	75-35-4	
cis-1,2-Dichloroethene	ND ug/L		1.0	1		04/09/08 23:43	156-59-2	
trans-1,2-Dichloroethene	ND ug/L		1.0	1		04/09/08 23:43	156-60-5	
1,2-Dichloropropane	ND ug/L		1.0	1		04/09/08 23:43	78-87-5	
cis-1,3-Dichloropropene	ND ug/L		1.0	1		04/09/08 23:43	10061-01-5	
trans-1,3-Dichloropropene	ND ug/L		1.0	1		04/09/08 23:43	10061-02-6	
1,4-Dioxane (p-Dioxane)	ND ug/L		150	1		04/09/08 23:43	123-91-1	
Ethylbenzene	ND ug/L		1.0	1		04/09/08 23:43	100-41-4	
2-Hexanone	ND ug/L		5.0	1		04/09/08 23:43	591-78-6	
Isopropylbenzene (Cumene)	ND ug/L		1.0	1		04/09/08 23:43	98-82-8	
Methyl acetate	ND ug/L		10.0	1		04/09/08 23:43	79-20-9	
Methylcyclohexane	ND ug/L		10.0	1		04/09/08 23:43	108-87-2	
Methylene Chloride	ND ug/L		2.0	1		04/09/08 23:43	75-09-2	
4-Methyl-2-pentanone (MIBK)	ND ug/L		5.0	1		04/09/08 23:43	108-10-1	
Methyl-tert-butyl ether	ND ug/L		1.0	1		04/09/08 23:43	1634-04-4	
Styrene	ND ug/L		1.0	1		04/09/08 23:43	100-42-5	
1,1,2,2-Tetrachloroethane	ND ug/L		1.0	1		04/09/08 23:43	79-34-5	
Tetrachloroethene	ND ug/L		1.0	1		04/09/08 23:43	127-18-4	
Toluene	ND ug/L		1.0	1		04/09/08 23:43	108-88-3	
1,2,3-Trichlorobenzene	ND ug/L		1.0	1		04/09/08 23:43	87-61-6	
1,2,4-Trichlorobenzene	ND ug/L		1.0	1		04/09/08 23:43	120-82-1	
1,1,1-Trichloroethane	ND ug/L		1.0	1		04/09/08 23:43	71-55-6	
1,1,2-Trichloroethane	ND ug/L		1.0	1		04/09/08 23:43	79-00-5	
Trichloroethene	ND ug/L		1.0	1		04/09/08 23:43	79-01-6	
Trichlorofluoromethane	ND ug/L		1.0	1		04/09/08 23:43	75-69-4	
1,1,2-Trichlorotrifluoroethane	ND ug/L		1.0	1		04/09/08 23:43	76-13-1	
Vinyl chloride	ND ug/L		1.0	1		04/09/08 23:43	75-01-4	
m&p-Xylene	ND ug/L		2.0	1		04/09/08 23:43	1330-20-7	
o-Xylene	ND ug/L		1.0	1		04/09/08 23:43	95-47-6	
4-Bromofluorobenzene (S)	97 %		87-109	1		04/09/08 23:43	460-00-4	
Dibromofluoromethane (S)	107 %		85-115	1		04/09/08 23:43	1868-53-7	

Date: 04/17/2008 02:42 PM

REPORT OF LABORATORY ANALYSIS

Page 8 of 35

This report shall not be reproduced, except in full,
without the written consent of Pace Analytical Services, Inc..



ANALYTICAL RESULTS

Project: MCAS NEW RIVER

Pace Project No.: 9216331

Sample: MW-13		Lab ID: 9216331002	Collected: 03/28/08 00:00	Received: 03/29/08 10:00	Matrix: Water			
Parameters	Results	Units	Report Limit	DF	Prepared	Analyzed	CAS No.	Qual
8260 MSV Low Level		Analytical Method: EPA 8260						
1,2-Dichloroethane-d4 (S)	113 %		79-120	1		04/09/08 23:43	17060-07-0	
Toluene-d8 (S)	100 %		70-120	1		04/09/08 23:43	2037-26-5	

ANALYTICAL RESULTS

Project: MCAS NEW RIVER

Pace Project No.: 9216331

Sample: MW-4	Lab ID: 9216331003	Collected: 03/28/08 00:00	Received: 03/29/08 10:00	Matrix: Water				
Parameters	Results	Units	Report Limit	DF	Prepared	Analyzed	CAS No.	Qual
MADEP EPH NC Water		Analytical Method: MADEP EPH Preparation Method: MADEP EPH						
Aliphatic (C09-C18)	ND ug/L		147	1	04/04/08 00:00	04/14/08 00:34		
Aliphatic (C19-C36)	ND ug/L		147	1	04/04/08 00:00	04/14/08 00:34		
Aromatic (C11-C22)	ND ug/L		147	1	04/04/08 00:00	04/14/08 00:34		
Nonatriacontane (S)	72 %		40-140	1	04/04/08 00:00	04/14/08 00:34	7194-86-7	
o-Terphenyl (S)	74 %		40-140	1	04/04/08 00:00	04/14/08 00:34	84-15-1	
2-Fluorobiphenyl (S)	80 %		40-140	1	04/04/08 00:00	04/14/08 00:34	321-60-8	
2-Bromonaphthalene (S)	84 %		40-140	1	04/04/08 00:00	04/14/08 00:34	580-13-2	
MADEP VPH NC Water		Analytical Method: MADEP VPH						
Aliphatic (C05-C08)	ND ug/L		100	1		03/31/08 17:37		
Aliphatic (C09-C12)	ND ug/L		100	1		03/31/08 17:37		
Aromatic (C09-C10)	ND ug/L		100	1		03/31/08 17:37		
2,5-Dibromotoluene (PID)(S)	103 %		70-130	1		03/31/08 17:37		
2,5-Dibromotoluene (FID)(S)	103 %		70-130	1		03/31/08 17:37		
8270 MSSV PAH by SIM SPE		Analytical Method: EPA 8270 by SIM Preparation Method: EPA 3535						
Acenaphthene	ND ug/L		2.0	1	04/03/08 00:00	04/15/08 22:51	83-32-9	
Acenaphthylene	ND ug/L		1.5	1	04/03/08 00:00	04/15/08 22:51	208-96-8	
Anthracene	ND ug/L		0.050	1	04/03/08 00:00	04/15/08 22:51	120-12-7	
Benzo(a)anthracene	ND ug/L		0.10	1	04/03/08 00:00	04/15/08 22:51	56-55-3	
Benzo(a)pyrene	ND ug/L		0.20	1	04/03/08 00:00	04/15/08 22:51	50-32-8	
Benzo(b)fluoranthene	ND ug/L		0.30	1	04/03/08 00:00	04/15/08 22:51	205-99-2	
Benzo(g,h,i)perylene	ND ug/L		0.20	1	04/03/08 00:00	04/15/08 22:51	191-24-2	
Benzo(k)fluoranthene	ND ug/L		0.20	1	04/03/08 00:00	04/15/08 22:51	207-08-9	
Chrysene	ND ug/L		0.10	1	04/03/08 00:00	04/15/08 22:51	218-01-9	
Dibenz(a,h)anthracene	ND ug/L		0.20	1	04/03/08 00:00	04/15/08 22:51	53-70-3	
Fluoranthene	ND ug/L		0.30	1	04/03/08 00:00	04/15/08 22:51	206-44-0	
Fluorene	ND ug/L		0.31	1	04/03/08 00:00	04/15/08 22:51	86-73-7	
Indeno(1,2,3-cd)pyrene	ND ug/L		0.20	1	04/03/08 00:00	04/15/08 22:51	193-39-5	
1-Methylnaphthalene	ND ug/L		2.0	1	04/03/08 00:00	04/15/08 22:51	90-12-0	
2-Methylnaphthalene	ND ug/L		2.0	1	04/03/08 00:00	04/15/08 22:51	91-57-6	
Naphthalene	ND ug/L		1.5	1	04/03/08 00:00	04/15/08 22:51	91-20-3	
Phenanthrene	ND ug/L		0.20	1	04/03/08 00:00	04/15/08 22:51	85-01-8	
Pyrene	ND ug/L		0.10	1	04/03/08 00:00	04/15/08 22:51	129-00-0	
Nitrobenzene-d5 (S)	57 %		50-150	1	04/03/08 00:00	04/15/08 22:51	4165-60-0	
2-Fluorobiphenyl (S)	65 %		50-150	1	04/03/08 00:00	04/15/08 22:51	321-60-8	
Terphenyl-d14 (S)	61 %		50-150	1	04/03/08 00:00	04/15/08 22:51	1718-51-0	
8260 MSV Low Level		Analytical Method: EPA 8260						
Acetone	ND ug/L		25.0	1		04/10/08 00:12	67-64-1	
Benzene	ND ug/L		1.0	1		04/10/08 00:12	71-43-2	
Bromochloromethane	ND ug/L		1.0	1		04/10/08 00:12	74-97-5	
Bromodichloromethane	ND ug/L		1.0	1		04/10/08 00:12	75-27-4	
Bromoform	ND ug/L		1.0	1		04/10/08 00:12	75-25-2	
Bromomethane	ND ug/L		5.0	1		04/10/08 00:12	74-83-9	
2-Butanone (MEK)	ND ug/L		5.0	1		04/10/08 00:12	78-93-3	

Date: 04/17/2008 02:42 PM

REPORT OF LABORATORY ANALYSIS

Page 10 of 35

This report shall not be reproduced, except in full,
without the written consent of Pace Analytical Services, Inc..



ANALYTICAL RESULTS

Project: MCAS NEW RIVER

Pace Project No.: 9216331

Sample: MW-4		Lab ID: 9216331003	Collected: 03/28/08 00:00	Received: 03/29/08 10:00	Matrix: Water			
Parameters	Results	Units	Report Limit	DF	Prepared	Analyzed	CAS No.	Qual
8260 MSV Low Level		Analytical Method: EPA 8260						
Carbon disulfide	ND	ug/L	2.0	1		04/10/08 00:12	75-15-0	
Carbon tetrachloride	ND	ug/L	1.0	1		04/10/08 00:12	56-23-5	
Chlorobenzene	ND	ug/L	1.0	1		04/10/08 00:12	108-90-7	
Chloroethane	ND	ug/L	1.0	1		04/10/08 00:12	75-00-3	
Chloroform	ND	ug/L	1.0	1		04/10/08 00:12	67-66-3	
Chloromethane	4.0	ug/L	1.0	1		04/10/08 00:12	74-87-3	
Cyclohexane	ND	ug/L	1.0	1		04/10/08 00:12	110-82-7	
1,2-Dibromo-3-chloropropane	ND	ug/L	3.0	1		04/10/08 00:12	96-12-8	
Dibromochloromethane	ND	ug/L	1.0	1		04/10/08 00:12	124-48-1	
1,2-Dibromoethane (EDB)	ND	ug/L	1.0	1		04/10/08 00:12	106-93-4	
1,2-Dichlorobenzene	ND	ug/L	1.0	1		04/10/08 00:12	95-50-1	
1,3-Dichlorobenzene	ND	ug/L	1.0	1		04/10/08 00:12	541-73-1	
1,4-Dichlorobenzene	ND	ug/L	1.0	1		04/10/08 00:12	106-46-7	
Dichlorodifluoromethane	ND	ug/L	1.0	1		04/10/08 00:12	75-71-8	
1,1-Dichloroethane	ND	ug/L	1.0	1		04/10/08 00:12	75-34-3	
1,2-Dichloroethane	ND	ug/L	1.0	1		04/10/08 00:12	107-06-2	
1,1-Dichloroethene	ND	ug/L	1.0	1		04/10/08 00:12	75-35-4	
cis-1,2-Dichloroethene	ND	ug/L	1.0	1		04/10/08 00:12	156-59-2	
trans-1,2-Dichloroethene	ND	ug/L	1.0	1		04/10/08 00:12	156-60-5	
1,2-Dichloropropane	ND	ug/L	1.0	1		04/10/08 00:12	78-87-5	
cis-1,3-Dichloropropene	ND	ug/L	1.0	1		04/10/08 00:12	10061-01-5	
trans-1,3-Dichloropropene	ND	ug/L	1.0	1		04/10/08 00:12	10061-02-6	
1,4-Dioxane (p-Dioxane)	ND	ug/L	150	1		04/10/08 00:12	123-91-1	
Ethylbenzene	ND	ug/L	1.0	1		04/10/08 00:12	100-41-4	
2-Hexanone	ND	ug/L	5.0	1		04/10/08 00:12	591-78-6	
Isopropylbenzene (Cumene)	ND	ug/L	1.0	1		04/10/08 00:12	98-82-8	
Methyl acetate	ND	ug/L	10.0	1		04/10/08 00:12	79-20-9	
Methylcyclohexane	ND	ug/L	10.0	1		04/10/08 00:12	108-87-2	
Methylene Chloride	ND	ug/L	2.0	1		04/10/08 00:12	75-09-2	
4-Methyl-2-pentanone (MIBK)	ND	ug/L	5.0	1		04/10/08 00:12	108-10-1	
Methyl-tert-butyl ether	ND	ug/L	1.0	1		04/10/08 00:12	1634-04-4	
Styrene	ND	ug/L	1.0	1		04/10/08 00:12	100-42-5	
1,1,2,2-Tetrachloroethane	ND	ug/L	1.0	1		04/10/08 00:12	79-34-5	
Tetrachloroethene	ND	ug/L	1.0	1		04/10/08 00:12	127-18-4	
Toluene	ND	ug/L	1.0	1		04/10/08 00:12	108-88-3	
1,2,3-Trichlorobenzene	ND	ug/L	1.0	1		04/10/08 00:12	87-61-6	
1,2,4-Trichlorobenzene	ND	ug/L	1.0	1		04/10/08 00:12	120-82-1	
1,1,1-Trichloroethane	ND	ug/L	1.0	1		04/10/08 00:12	71-55-6	
1,1,2-Trichloroethane	ND	ug/L	1.0	1		04/10/08 00:12	79-00-5	
Trichloroethene	ND	ug/L	1.0	1		04/10/08 00:12	79-01-6	
Trichlorofluoromethane	ND	ug/L	1.0	1		04/10/08 00:12	75-69-4	
1,1,2-Trichlorotrifluoroethane	ND	ug/L	1.0	1		04/10/08 00:12	76-13-1	
Vinyl chloride	ND	ug/L	1.0	1		04/10/08 00:12	75-01-4	
m&p-Xylene	ND	ug/L	2.0	1		04/10/08 00:12	1330-20-7	
o-Xylene	ND	ug/L	1.0	1		04/10/08 00:12	95-47-6	
4-Bromofluorobenzene (S)	97 %		87-109	1		04/10/08 00:12	460-00-4	
Dibromofluoromethane (S)	107 %		85-115	1		04/10/08 00:12	1868-53-7	

Date: 04/17/2008 02:42 PM

REPORT OF LABORATORY ANALYSIS

Page 11 of 35

This report shall not be reproduced, except in full,
without the written consent of Pace Analytical Services, Inc..



ANALYTICAL RESULTS

Project: MCAS NEW RIVER

Pace Project No.: 9216331

Sample: MW-4		Lab ID: 9216331003	Collected: 03/28/08 00:00	Received: 03/29/08 10:00	Matrix: Water			
Parameters	Results	Units	Report Limit	DF	Prepared	Analyzed	CAS No.	Qual
8260 MSV Low Level		Analytical Method: EPA 8260						
1,2-Dichloroethane-d4 (S)	112 %		79-120	1		04/10/08 00:12	17060-07-0	
Toluene-d8 (S)	100 %		70-120	1		04/10/08 00:12	2037-26-5	

ANALYTICAL RESULTS

Project: MCAS NEW RIVER

Pace Project No.: 9216331

Sample: MW-4 DUP	Lab ID: 9216331004	Collected: 03/28/08 00:00	Received: 03/29/08 10:00	Matrix: Water				
Parameters	Results	Units	Report Limit	DF	Prepared	Analyzed	CAS No.	Qual
MADEP EPH NC Water								
Analytical Method: MADEP EPH Preparation Method: MADEP EPH								
Aliphatic (C09-C18)	ND ug/L		137	1	04/04/08 00:00	04/14/08 01:10		
Aliphatic (C19-C36)	ND ug/L		137	1	04/04/08 00:00	04/14/08 01:10		
Aromatic (C11-C22)	ND ug/L		137	1	04/04/08 00:00	04/14/08 01:10		
Nonatriacontane (S)	62 %		40-140	1	04/04/08 00:00	04/14/08 01:10	7194-86-7	
o-Terphenyl (S)	75 %		40-140	1	04/04/08 00:00	04/14/08 01:10	84-15-1	
2-Fluorobiphenyl (S)	76 %		40-140	1	04/04/08 00:00	04/14/08 01:10	321-60-8	
2-Bromonaphthalene (S)	79 %		40-140	1	04/04/08 00:00	04/14/08 01:10	580-13-2	
MADEP VPH NC Water								
Analytical Method: MADEP VPH								
Aliphatic (C05-C08)	ND ug/L		100	1		03/31/08 18:07		
Aliphatic (C09-C12)	ND ug/L		100	1		03/31/08 18:07		
Aromatic (C09-C10)	ND ug/L		100	1		03/31/08 18:07		
2,5-Dibromotoluene (PID)(S)	103 %		70-130	1		03/31/08 18:07		
2,5-Dibromotoluene (FID)(S)	101 %		70-130	1		03/31/08 18:07		
8270 MSSV PAH by SIM SPE								
Analytical Method: EPA 8270 by SIM Preparation Method: EPA 3535								
Acenaphthene	ND ug/L		2.0	1	04/03/08 00:00	04/15/08 23:12	83-32-9	
Acenaphthylene	ND ug/L		1.5	1	04/03/08 00:00	04/15/08 23:12	208-96-8	
Anthracene	ND ug/L		0.050	1	04/03/08 00:00	04/15/08 23:12	120-12-7	
Benzo(a)anthracene	ND ug/L		0.10	1	04/03/08 00:00	04/15/08 23:12	56-55-3	
Benzo(a)pyrene	ND ug/L		0.20	1	04/03/08 00:00	04/15/08 23:12	50-32-8	
Benzo(b)fluoranthene	ND ug/L		0.30	1	04/03/08 00:00	04/15/08 23:12	205-99-2	
Benzo(g,h,i)perylene	ND ug/L		0.20	1	04/03/08 00:00	04/15/08 23:12	191-24-2	
Benzo(k)fluoranthene	ND ug/L		0.20	1	04/03/08 00:00	04/15/08 23:12	207-08-9	
Chrysene	ND ug/L		0.10	1	04/03/08 00:00	04/15/08 23:12	218-01-9	
Dibenz(a,h)anthracene	ND ug/L		0.20	1	04/03/08 00:00	04/15/08 23:12	53-70-3	
Fluoranthene	ND ug/L		0.30	1	04/03/08 00:00	04/15/08 23:12	206-44-0	
Fluorene	ND ug/L		0.31	1	04/03/08 00:00	04/15/08 23:12	86-73-7	
Indeno(1,2,3-cd)pyrene	ND ug/L		0.20	1	04/03/08 00:00	04/15/08 23:12	193-39-5	
1-Methylnaphthalene	ND ug/L		2.0	1	04/03/08 00:00	04/15/08 23:12	90-12-0	
2-Methylnaphthalene	ND ug/L		2.0	1	04/03/08 00:00	04/15/08 23:12	91-57-6	
Naphthalene	ND ug/L		1.5	1	04/03/08 00:00	04/15/08 23:12	91-20-3	
Phenanthrene	ND ug/L		0.20	1	04/03/08 00:00	04/15/08 23:12	85-01-8	
Pyrene	ND ug/L		0.10	1	04/03/08 00:00	04/15/08 23:12	129-00-0	
Nitrobenzene-d5 (S)	31 %		50-150	1	04/03/08 00:00	04/15/08 23:12	4165-60-0	S0
2-Fluorobiphenyl (S)	53 %		50-150	1	04/03/08 00:00	04/15/08 23:12	321-60-8	
Terphenyl-d14 (S)	56 %		50-150	1	04/03/08 00:00	04/15/08 23:12	1718-51-0	
8260 MSV Low Level								
Analytical Method: EPA 8260								
Acetone	ND ug/L		25.0	1		04/10/08 00:42	67-64-1	
Benzene	ND ug/L		1.0	1		04/10/08 00:42	71-43-2	
Bromochloromethane	ND ug/L		1.0	1		04/10/08 00:42	74-97-5	
Bromodichloromethane	ND ug/L		1.0	1		04/10/08 00:42	75-27-4	
Bromoform	ND ug/L		1.0	1		04/10/08 00:42	75-25-2	
Bromomethane	ND ug/L		5.0	1		04/10/08 00:42	74-83-9	
2-Butanone (MEK)	ND ug/L		5.0	1		04/10/08 00:42	78-93-3	

ANALYTICAL RESULTS

Project: MCAS NEW RIVER

Pace Project No.: 9216331

Sample: MW-4 DUP		Lab ID: 9216331004	Collected: 03/28/08 00:00	Received: 03/29/08 10:00	Matrix: Water			
Parameters	Results	Units	Report Limit	DF	Prepared	Analyzed	CAS No.	Qual
8260 MSV Low Level		Analytical Method: EPA 8260						
Carbon disulfide	ND	ug/L	2.0	1		04/10/08 00:42	75-15-0	
Carbon tetrachloride	ND	ug/L	1.0	1		04/10/08 00:42	56-23-5	
Chlorobenzene	ND	ug/L	1.0	1		04/10/08 00:42	108-90-7	
Chloroethane	ND	ug/L	1.0	1		04/10/08 00:42	75-00-3	
Chloroform	ND	ug/L	1.0	1		04/10/08 00:42	67-66-3	
Chloromethane	4.0	ug/L	1.0	1		04/10/08 00:42	74-87-3	
Cyclohexane	ND	ug/L	1.0	1		04/10/08 00:42	110-82-7	
1,2-Dibromo-3-chloropropane	ND	ug/L	3.0	1		04/10/08 00:42	96-12-8	
Dibromochloromethane	ND	ug/L	1.0	1		04/10/08 00:42	124-48-1	
1,2-Dibromoethane (EDB)	ND	ug/L	1.0	1		04/10/08 00:42	106-93-4	
1,2-Dichlorobenzene	ND	ug/L	1.0	1		04/10/08 00:42	95-50-1	
1,3-Dichlorobenzene	ND	ug/L	1.0	1		04/10/08 00:42	541-73-1	
1,4-Dichlorobenzene	ND	ug/L	1.0	1		04/10/08 00:42	106-46-7	
Dichlorodifluoromethane	ND	ug/L	1.0	1		04/10/08 00:42	75-71-8	
1,1-Dichloroethane	ND	ug/L	1.0	1		04/10/08 00:42	75-34-3	
1,2-Dichloroethane	ND	ug/L	1.0	1		04/10/08 00:42	107-06-2	
1,1-Dichloroethene	ND	ug/L	1.0	1		04/10/08 00:42	75-35-4	
cis-1,2-Dichloroethene	ND	ug/L	1.0	1		04/10/08 00:42	156-59-2	
trans-1,2-Dichloroethene	ND	ug/L	1.0	1		04/10/08 00:42	156-60-5	
1,2-Dichloropropane	ND	ug/L	1.0	1		04/10/08 00:42	78-87-5	
cis-1,3-Dichloropropene	ND	ug/L	1.0	1		04/10/08 00:42	10061-01-5	
trans-1,3-Dichloropropene	ND	ug/L	1.0	1		04/10/08 00:42	10061-02-6	
1,4-Dioxane (p-Dioxane)	ND	ug/L	150	1		04/10/08 00:42	123-91-1	
Ethylbenzene	ND	ug/L	1.0	1		04/10/08 00:42	100-41-4	
2-Hexanone	ND	ug/L	5.0	1		04/10/08 00:42	591-78-6	
Isopropylbenzene (Cumene)	ND	ug/L	1.0	1		04/10/08 00:42	98-82-8	
Methyl acetate	ND	ug/L	10.0	1		04/10/08 00:42	79-20-9	
Methylcyclohexane	ND	ug/L	10.0	1		04/10/08 00:42	108-87-2	
Methylene Chloride	ND	ug/L	2.0	1		04/10/08 00:42	75-09-2	
4-Methyl-2-pentanone (MIBK)	ND	ug/L	5.0	1		04/10/08 00:42	108-10-1	
Methyl-tert-butyl ether	ND	ug/L	1.0	1		04/10/08 00:42	1634-04-4	
Styrene	ND	ug/L	1.0	1		04/10/08 00:42	100-42-5	
1,1,2,2-Tetrachloroethane	ND	ug/L	1.0	1		04/10/08 00:42	79-34-5	
Tetrachloroethene	ND	ug/L	1.0	1		04/10/08 00:42	127-18-4	
Toluene	ND	ug/L	1.0	1		04/10/08 00:42	108-88-3	
1,2,3-Trichlorobenzene	ND	ug/L	1.0	1		04/10/08 00:42	87-61-6	
1,2,4-Trichlorobenzene	ND	ug/L	1.0	1		04/10/08 00:42	120-82-1	
1,1,1-Trichloroethane	ND	ug/L	1.0	1		04/10/08 00:42	71-55-6	
1,1,2-Trichloroethane	ND	ug/L	1.0	1		04/10/08 00:42	79-00-5	
Trichloroethene	ND	ug/L	1.0	1		04/10/08 00:42	79-01-6	
Trichlorofluoromethane	ND	ug/L	1.0	1		04/10/08 00:42	75-69-4	
1,1,2-Trichlorotrifluoroethane	ND	ug/L	1.0	1		04/10/08 00:42	76-13-1	
Vinyl chloride	ND	ug/L	1.0	1		04/10/08 00:42	75-01-4	
m&p-Xylene	ND	ug/L	2.0	1		04/10/08 00:42	1330-20-7	
o-Xylene	ND	ug/L	1.0	1		04/10/08 00:42	95-47-6	
4-Bromofluorobenzene (S)	96 %		87-109	1		04/10/08 00:42	460-00-4	
Dibromofluoromethane (S)	105 %		85-115	1		04/10/08 00:42	1868-53-7	

Date: 04/17/2008 02:42 PM

REPORT OF LABORATORY ANALYSIS

Page 14 of 35

This report shall not be reproduced, except in full,
without the written consent of Pace Analytical Services, Inc..



ANALYTICAL RESULTS

Project: MCAS NEW RIVER

Pace Project No.: 9216331

Parameters	Results	Units	Report Limit	DF	Prepared	Analyzed	CAS No.	Qual
Sample: MW-4 DUP		Lab ID: 9216331004		Collected: 03/28/08 00:00	Received: 03/29/08 10:00	Matrix: Water		
8260 MSV Low Level		Analytical Method: EPA 8260						
1,2-Dichloroethane-d4 (S)	113 %		79-120	1		04/10/08 00:42	17060-07-0	
Toluene-d8 (S)	100 %		70-120	1		04/10/08 00:42	2037-26-5	

ANALYTICAL RESULTS

Project: MCAS NEW RIVER

Pace Project No.: 9216331

Sample: ER01	Lab ID: 9216331005	Collected: 03/28/08 00:00	Received: 03/29/08 10:00	Matrix: Water				
Parameters	Results	Units	Report Limit	DF	Prepared	Analyzed	CAS No.	Qual
MADEP EPH NC Water								
Analytical Method: MADEP EPH Preparation Method: MADEP EPH								
Aliphatic (C09-C18)	ND ug/L		103	1	04/04/08 00:00	04/14/08 01:46		
Aliphatic (C19-C36)	ND ug/L		103	1	04/04/08 00:00	04/14/08 01:46		
Aromatic (C11-C22)	ND ug/L		103	1	04/04/08 00:00	04/14/08 01:46		
Nonatriacontane (S)	82 %		40-140	1	04/04/08 00:00	04/14/08 01:46	7194-86-7	
o-Terphenyl (S)	75 %		40-140	1	04/04/08 00:00	04/14/08 01:46	84-15-1	
2-Fluorobiphenyl (S)	76 %		40-140	1	04/04/08 00:00	04/14/08 01:46	321-60-8	
2-Bromonaphthalene (S)	78 %		40-140	1	04/04/08 00:00	04/14/08 01:46	580-13-2	
MADEP VPH NC Water								
Analytical Method: MADEP VPH								
Aliphatic (C05-C08)	ND ug/L		100	1		03/31/08 18:38		
Aliphatic (C09-C12)	ND ug/L		100	1		03/31/08 18:38		
Aromatic (C09-C10)	ND ug/L		100	1		03/31/08 18:38		
2,5-Dibromotoluene (PID)(S)	101 %		70-130	1		03/31/08 18:38		
2,5-Dibromotoluene (FID)(S)	101 %		70-130	1		03/31/08 18:38		
8270 MSSV PAH by SIM SPE								
Analytical Method: EPA 8270 by SIM Preparation Method: EPA 3535								
Acenaphthene	ND ug/L		2.0	1	04/03/08 00:00	04/15/08 23:34	83-32-9	
Acenaphthylene	ND ug/L		1.5	1	04/03/08 00:00	04/15/08 23:34	208-96-8	
Anthracene	ND ug/L		0.050	1	04/03/08 00:00	04/15/08 23:34	120-12-7	
Benzo(a)anthracene	ND ug/L		0.10	1	04/03/08 00:00	04/15/08 23:34	56-55-3	
Benzo(a)pyrene	ND ug/L		0.20	1	04/03/08 00:00	04/15/08 23:34	50-32-8	
Benzo(b)fluoranthene	ND ug/L		0.30	1	04/03/08 00:00	04/15/08 23:34	205-99-2	
Benzo(g,h,i)perylene	ND ug/L		0.20	1	04/03/08 00:00	04/15/08 23:34	191-24-2	
Benzo(k)fluoranthene	ND ug/L		0.20	1	04/03/08 00:00	04/15/08 23:34	207-08-9	
Chrysene	ND ug/L		0.10	1	04/03/08 00:00	04/15/08 23:34	218-01-9	
Dibenz(a,h)anthracene	ND ug/L		0.20	1	04/03/08 00:00	04/15/08 23:34	53-70-3	
Fluoranthene	ND ug/L		0.30	1	04/03/08 00:00	04/15/08 23:34	206-44-0	
Fluorene	ND ug/L		0.31	1	04/03/08 00:00	04/15/08 23:34	86-73-7	
Indeno(1,2,3-cd)pyrene	ND ug/L		0.20	1	04/03/08 00:00	04/15/08 23:34	193-39-5	
1-Methylnaphthalene	ND ug/L		2.0	1	04/03/08 00:00	04/15/08 23:34	90-12-0	
2-Methylnaphthalene	ND ug/L		2.0	1	04/03/08 00:00	04/15/08 23:34	91-57-6	
Naphthalene	ND ug/L		1.5	1	04/03/08 00:00	04/15/08 23:34	91-20-3	
Phenanthrene	ND ug/L		0.20	1	04/03/08 00:00	04/15/08 23:34	85-01-8	
Pyrene	ND ug/L		0.10	1	04/03/08 00:00	04/15/08 23:34	129-00-0	
Nitrobenzene-d5 (S)	31 %		50-150	1	04/03/08 00:00	04/15/08 23:34	4165-60-0	S0
2-Fluorobiphenyl (S)	52 %		50-150	1	04/03/08 00:00	04/15/08 23:34	321-60-8	
Terphenyl-d14 (S)	57 %		50-150	1	04/03/08 00:00	04/15/08 23:34	1718-51-0	
8260 MSV Low Level								
Analytical Method: EPA 8260								
Acetone	ND ug/L		25.0	1		04/10/08 01:11	67-64-1	
Benzene	ND ug/L		1.0	1		04/10/08 01:11	71-43-2	
Bromochloromethane	ND ug/L		1.0	1		04/10/08 01:11	74-97-5	
Bromodichloromethane	ND ug/L		1.0	1		04/10/08 01:11	75-27-4	
Bromoform	ND ug/L		1.0	1		04/10/08 01:11	75-25-2	
Bromomethane	ND ug/L		5.0	1		04/10/08 01:11	74-83-9	
2-Butanone (MEK)	ND ug/L		5.0	1		04/10/08 01:11	78-93-3	

ANALYTICAL RESULTS

Project: MCAS NEW RIVER
Pace Project No.: 9216331

Sample: ER01		Lab ID: 9216331005	Collected: 03/28/08 00:00	Received: 03/29/08 10:00	Matrix: Water			
Parameters	Results	Units	Report Limit	DF	Prepared	Analyzed	CAS No.	Qual
8260 MSV Low Level		Analytical Method: EPA 8260						
Carbon disulfide	ND	ug/L	2.0	1		04/10/08 01:11	75-15-0	
Carbon tetrachloride	ND	ug/L	1.0	1		04/10/08 01:11	56-23-5	
Chlorobenzene	ND	ug/L	1.0	1		04/10/08 01:11	108-90-7	
Chloroethane	ND	ug/L	1.0	1		04/10/08 01:11	75-00-3	
Chloroform	ND	ug/L	1.0	1		04/10/08 01:11	67-66-3	
Chloromethane	ND	ug/L	1.0	1		04/10/08 01:11	74-87-3	
Cyclohexane	ND	ug/L	1.0	1		04/10/08 01:11	110-82-7	
1,2-Dibromo-3-chloropropane	ND	ug/L	3.0	1		04/10/08 01:11	96-12-8	
Dibromochloromethane	ND	ug/L	1.0	1		04/10/08 01:11	124-48-1	
1,2-Dibromoethane (EDB)	ND	ug/L	1.0	1		04/10/08 01:11	106-93-4	
1,2-Dichlorobenzene	ND	ug/L	1.0	1		04/10/08 01:11	95-50-1	
1,3-Dichlorobenzene	ND	ug/L	1.0	1		04/10/08 01:11	541-73-1	
1,4-Dichlorobenzene	ND	ug/L	1.0	1		04/10/08 01:11	106-46-7	
Dichlorodifluoromethane	ND	ug/L	1.0	1		04/10/08 01:11	75-71-8	
1,1-Dichloroethane	ND	ug/L	1.0	1		04/10/08 01:11	75-34-3	
1,2-Dichloroethane	ND	ug/L	1.0	1		04/10/08 01:11	107-06-2	
1,1-Dichloroethene	ND	ug/L	1.0	1		04/10/08 01:11	75-35-4	
cis-1,2-Dichloroethene	ND	ug/L	1.0	1		04/10/08 01:11	156-59-2	
trans-1,2-Dichloroethene	ND	ug/L	1.0	1		04/10/08 01:11	156-60-5	
1,2-Dichloropropane	ND	ug/L	1.0	1		04/10/08 01:11	78-87-5	
cis-1,3-Dichloropropene	ND	ug/L	1.0	1		04/10/08 01:11	10061-01-5	
trans-1,3-Dichloropropene	ND	ug/L	1.0	1		04/10/08 01:11	10061-02-6	
1,4-Dioxane (p-Dioxane)	ND	ug/L	150	1		04/10/08 01:11	123-91-1	
Ethylbenzene	ND	ug/L	1.0	1		04/10/08 01:11	100-41-4	
2-Hexanone	ND	ug/L	5.0	1		04/10/08 01:11	591-78-6	
Isopropylbenzene (Cumene)	ND	ug/L	1.0	1		04/10/08 01:11	98-82-8	
Methyl acetate	ND	ug/L	10.0	1		04/10/08 01:11	79-20-9	
Methylcyclohexane	ND	ug/L	10.0	1		04/10/08 01:11	108-87-2	
Methylene Chloride	ND	ug/L	2.0	1		04/10/08 01:11	75-09-2	
4-Methyl-2-pentanone (MIBK)	ND	ug/L	5.0	1		04/10/08 01:11	108-10-1	
Methyl-tert-butyl ether	ND	ug/L	1.0	1		04/10/08 01:11	1634-04-4	
Styrene	ND	ug/L	1.0	1		04/10/08 01:11	100-42-5	
1,1,2,2-Tetrachloroethane	ND	ug/L	1.0	1		04/10/08 01:11	79-34-5	
Tetrachloroethene	ND	ug/L	1.0	1		04/10/08 01:11	127-18-4	
Toluene	ND	ug/L	1.0	1		04/10/08 01:11	108-88-3	
1,2,3-Trichlorobenzene	ND	ug/L	1.0	1		04/10/08 01:11	87-61-6	
1,2,4-Trichlorobenzene	ND	ug/L	1.0	1		04/10/08 01:11	120-82-1	
1,1,1-Trichloroethane	ND	ug/L	1.0	1		04/10/08 01:11	71-55-6	
1,1,2-Trichloroethane	ND	ug/L	1.0	1		04/10/08 01:11	79-00-5	
Trichloroethene	ND	ug/L	1.0	1		04/10/08 01:11	79-01-6	
Trichlorofluoromethane	ND	ug/L	1.0	1		04/10/08 01:11	75-69-4	
1,1,2-Trichlorotrifluoroethane	ND	ug/L	1.0	1		04/10/08 01:11	76-13-1	
Vinyl chloride	ND	ug/L	1.0	1		04/10/08 01:11	75-01-4	
m&p-Xylene	ND	ug/L	2.0	1		04/10/08 01:11	1330-20-7	
o-Xylene	ND	ug/L	1.0	1		04/10/08 01:11	95-47-6	
4-Bromofluorobenzene (S)	96 %		87-109	1		04/10/08 01:11	460-00-4	
Dibromofluoromethane (S)	108 %		85-115	1		04/10/08 01:11	1868-53-7	

Date: 04/17/2008 02:42 PM

REPORT OF LABORATORY ANALYSIS

Page 17 of 35

This report shall not be reproduced, except in full,
without the written consent of Pace Analytical Services, Inc..



ANALYTICAL RESULTS

Project: MCAS NEW RIVER

Pace Project No.: 9216331

Sample: ER01	Lab ID: 9216331005	Collected: 03/28/08 00:00	Received: 03/29/08 10:00	Matrix: Water				
Parameters	Results	Units	Report Limit	DF	Prepared	Analyzed	CAS No.	Qual
8260 MSV Low Level		Analytical Method: EPA 8260						
1,2-Dichloroethane-d4 (S)	114 %		79-120	1		04/10/08 01:11	17060-07-0	
Toluene-d8 (S)	99 %		70-120	1		04/10/08 01:11	2037-26-5	

ANALYTICAL RESULTS

Project: MCAS NEW RIVER

Pace Project No.: 9216331

Sample:	Lab ID:	Collected:	Received:	Matrix:				
ER02	9216331006	03/28/08 00:00	03/29/08 10:00	Water				
Parameters	Results	Units	Report Limit	DF	Prepared	Analyzed	CAS No.	Qual
MADEP EPH NC Water Analytical Method: MADEP EPH Preparation Method: MADEP EPH								
Aliphatic (C09-C18)	ND ug/L		106	1	04/04/08 00:00	04/14/08 02:22		
Aliphatic (C19-C36)	ND ug/L		106	1	04/04/08 00:00	04/14/08 02:22		
Aromatic (C11-C22)	ND ug/L		106	1	04/04/08 00:00	04/14/08 02:22		
Nonatriacontane (S)	63 %		40-140	1	04/04/08 00:00	04/14/08 02:22	7194-86-7	
o-Terphenyl (S)	69 %		40-140	1	04/04/08 00:00	04/14/08 02:22	84-15-1	
2-Fluorobiphenyl (S)	76 %		40-140	1	04/04/08 00:00	04/14/08 02:22	321-60-8	
2-Bromonaphthalene (S)	79 %		40-140	1	04/04/08 00:00	04/14/08 02:22	580-13-2	
MADEP VPH NC Water Analytical Method: MADEP VPH								
Aliphatic (C05-C08)	ND ug/L		100	1		03/31/08 19:08		
Aliphatic (C09-C12)	ND ug/L		100	1		03/31/08 19:08		
Aromatic (C09-C10)	ND ug/L		100	1		03/31/08 19:08		
2,5-Dibromotoluene (PID)(S)	103 %		70-130	1		03/31/08 19:08		
2,5-Dibromotoluene (FID)(S)	102 %		70-130	1		03/31/08 19:08		
8270 MSSV PAH by SIM SPE Analytical Method: EPA 8270 by SIM Preparation Method: EPA 3535								
Acenaphthene	ND ug/L		2.0	1	04/03/08 00:00	04/15/08 23:55	83-32-9	
Acenaphthylene	ND ug/L		1.5	1	04/03/08 00:00	04/15/08 23:55	208-96-8	
Anthracene	ND ug/L		0.050	1	04/03/08 00:00	04/15/08 23:55	120-12-7	
Benzo(a)anthracene	ND ug/L		0.10	1	04/03/08 00:00	04/15/08 23:55	56-55-3	
Benzo(a)pyrene	ND ug/L		0.20	1	04/03/08 00:00	04/15/08 23:55	50-32-8	
Benzo(b)fluoranthene	ND ug/L		0.30	1	04/03/08 00:00	04/15/08 23:55	205-99-2	
Benzo(g,h,i)perylene	ND ug/L		0.20	1	04/03/08 00:00	04/15/08 23:55	191-24-2	
Benzo(k)fluoranthene	ND ug/L		0.20	1	04/03/08 00:00	04/15/08 23:55	207-08-9	
Chrysene	ND ug/L		0.10	1	04/03/08 00:00	04/15/08 23:55	218-01-9	
Dibenz(a,h)anthracene	ND ug/L		0.20	1	04/03/08 00:00	04/15/08 23:55	53-70-3	
Fluoranthene	ND ug/L		0.30	1	04/03/08 00:00	04/15/08 23:55	206-44-0	
Fluorene	ND ug/L		0.31	1	04/03/08 00:00	04/15/08 23:55	86-73-7	
Indeno(1,2,3-cd)pyrene	ND ug/L		0.20	1	04/03/08 00:00	04/15/08 23:55	193-39-5	
1-Methylnaphthalene	ND ug/L		2.0	1	04/03/08 00:00	04/15/08 23:55	90-12-0	
2-Methylnaphthalene	ND ug/L		2.0	1	04/03/08 00:00	04/15/08 23:55	91-57-6	
Naphthalene	ND ug/L		1.5	1	04/03/08 00:00	04/15/08 23:55	91-20-3	
Phenanthrene	ND ug/L		0.20	1	04/03/08 00:00	04/15/08 23:55	85-01-8	
Pyrene	ND ug/L		0.10	1	04/03/08 00:00	04/15/08 23:55	129-00-0	
Nitrobenzene-d5 (S)	36 %		50-150	1	04/03/08 00:00	04/15/08 23:55	4165-60-0	S0
2-Fluorobiphenyl (S)	61 %		50-150	1	04/03/08 00:00	04/15/08 23:55	321-60-8	
Terphenyl-d14 (S)	56 %		50-150	1	04/03/08 00:00	04/15/08 23:55	1718-51-0	
8260 MSV Low Level Analytical Method: EPA 8260								
Acetone	ND ug/L		25.0	1		04/10/08 01:40	67-64-1	
Benzene	ND ug/L		1.0	1		04/10/08 01:40	71-43-2	
Bromochloromethane	ND ug/L		1.0	1		04/10/08 01:40	74-97-5	
Bromodichloromethane	ND ug/L		1.0	1		04/10/08 01:40	75-27-4	
Bromoform	ND ug/L		1.0	1		04/10/08 01:40	75-25-2	
Bromomethane	ND ug/L		5.0	1		04/10/08 01:40	74-83-9	
2-Butanone (MEK)	ND ug/L		5.0	1		04/10/08 01:40	78-93-3	

Date: 04/17/2008 02:42 PM

REPORT OF LABORATORY ANALYSIS

Page 19 of 35

This report shall not be reproduced, except in full,
without the written consent of Pace Analytical Services, Inc..



ANALYTICAL RESULTS

Project: MCAS NEW RIVER

Pace Project No.: 9216331

Sample: ER02	Lab ID: 9216331006	Collected: 03/28/08 00:00	Received: 03/29/08 10:00	Matrix: Water				
Parameters	Results	Units	Report Limit	DF	Prepared	Analyzed	CAS No.	Qual
8260 MSV Low Level		Analytical Method: EPA 8260						
Carbon disulfide	ND ug/L		2.0	1		04/10/08 01:40	75-15-0	
Carbon tetrachloride	ND ug/L		1.0	1		04/10/08 01:40	56-23-5	
Chlorobenzene	ND ug/L		1.0	1		04/10/08 01:40	108-90-7	
Chloroethane	ND ug/L		1.0	1		04/10/08 01:40	75-00-3	
Chloroform	ND ug/L		1.0	1		04/10/08 01:40	67-66-3	
Chloromethane	ND ug/L		1.0	1		04/10/08 01:40	74-87-3	
Cyclohexane	ND ug/L		1.0	1		04/10/08 01:40	110-82-7	
1,2-Dibromo-3-chloropropane	ND ug/L		3.0	1		04/10/08 01:40	96-12-8	
Dibromochloromethane	ND ug/L		1.0	1		04/10/08 01:40	124-48-1	
1,2-Dibromoethane (EDB)	ND ug/L		1.0	1		04/10/08 01:40	106-93-4	
1,2-Dichlorobenzene	ND ug/L		1.0	1		04/10/08 01:40	95-50-1	
1,3-Dichlorobenzene	ND ug/L		1.0	1		04/10/08 01:40	541-73-1	
1,4-Dichlorobenzene	ND ug/L		1.0	1		04/10/08 01:40	106-46-7	
Dichlorodifluoromethane	ND ug/L		1.0	1		04/10/08 01:40	75-71-8	
1,1-Dichloroethane	ND ug/L		1.0	1		04/10/08 01:40	75-34-3	
1,2-Dichloroethane	ND ug/L		1.0	1		04/10/08 01:40	107-06-2	
1,1-Dichloroethene	ND ug/L		1.0	1		04/10/08 01:40	75-35-4	
cis-1,2-Dichloroethene	ND ug/L		1.0	1		04/10/08 01:40	156-59-2	
trans-1,2-Dichloroethene	ND ug/L		1.0	1		04/10/08 01:40	156-60-5	
1,2-Dichloropropane	ND ug/L		1.0	1		04/10/08 01:40	78-87-5	
cis-1,3-Dichloropropene	ND ug/L		1.0	1		04/10/08 01:40	10061-01-5	
trans-1,3-Dichloropropene	ND ug/L		1.0	1		04/10/08 01:40	10061-02-6	
1,4-Dioxane (p-Dioxane)	ND ug/L		150	1		04/10/08 01:40	123-91-1	
Ethylbenzene	ND ug/L		1.0	1		04/10/08 01:40	100-41-4	
2-Hexanone	ND ug/L		5.0	1		04/10/08 01:40	591-78-6	
Isopropylbenzene (Cumene)	ND ug/L		1.0	1		04/10/08 01:40	98-82-8	
Methyl acetate	ND ug/L		10.0	1		04/10/08 01:40	79-20-9	
Methylcyclohexane	ND ug/L		10.0	1		04/10/08 01:40	108-87-2	
Methylene Chloride	ND ug/L		2.0	1		04/10/08 01:40	75-09-2	
4-Methyl-2-pentanone (MIBK)	ND ug/L		5.0	1		04/10/08 01:40	108-10-1	
Methyl-tert-butyl ether	ND ug/L		1.0	1		04/10/08 01:40	1634-04-4	
Styrene	ND ug/L		1.0	1		04/10/08 01:40	100-42-5	
1,1,2,2-Tetrachloroethane	ND ug/L		1.0	1		04/10/08 01:40	79-34-5	
Tetrachloroethene	ND ug/L		1.0	1		04/10/08 01:40	127-18-4	
Toluene	ND ug/L		1.0	1		04/10/08 01:40	108-88-3	
1,2,3-Trichlorobenzene	ND ug/L		1.0	1		04/10/08 01:40	87-61-6	
1,2,4-Trichlorobenzene	ND ug/L		1.0	1		04/10/08 01:40	120-82-1	
1,1,1-Trichloroethane	ND ug/L		1.0	1		04/10/08 01:40	71-55-6	
1,1,2-Trichloroethane	ND ug/L		1.0	1		04/10/08 01:40	79-00-5	
Trichloroethene	ND ug/L		1.0	1		04/10/08 01:40	79-01-6	
Trichlorofluoromethane	ND ug/L		1.0	1		04/10/08 01:40	75-69-4	
1,1,2-Trichlorotrifluoroethane	ND ug/L		1.0	1		04/10/08 01:40	76-13-1	
Vinyl chloride	ND ug/L		1.0	1		04/10/08 01:40	75-01-4	
m&p-Xylene	ND ug/L		2.0	1		04/10/08 01:40	1330-20-7	
o-Xylene	ND ug/L		1.0	1		04/10/08 01:40	95-47-6	
4-Bromofluorobenzene (S)	97 %		87-109	1		04/10/08 01:40	460-00-4	
Dibromofluoromethane (S)	108 %		85-115	1		04/10/08 01:40	1868-53-7	

Date: 04/17/2008 02:42 PM

REPORT OF LABORATORY ANALYSIS

Page 20 of 35

This report shall not be reproduced, except in full,
without the written consent of Pace Analytical Services, Inc..



ANALYTICAL RESULTS

Project: MCAS NEW RIVER

Pace Project No.: 9216331

Parameters	Results	Units	Report Limit	DF	Prepared	Analyzed	CAS No.	Qual
Sample: ER02		Lab ID: 9216331006		Collected: 03/28/08 00:00	Received: 03/29/08 10:00	Matrix: Water		
8260 MSV Low Level		Analytical Method: EPA 8260						
1,2-Dichloroethane-d4 (S)	116 %		79-120	1		04/10/08 01:40	17060-07-0	
Toluene-d8 (S)	101 %		70-120	1		04/10/08 01:40	2037-26-5	

ANALYTICAL RESULTS

Project: MCAS NEW RIVER

Pace Project No.: 9216331

Sample: TRIP BLANK	Lab ID: 9216331007	Collected: 03/28/08 00:00	Received: 03/29/08 10:00	Matrix: Water				
Parameters	Results	Units	Report Limit	DF	Prepared	Analyzed	CAS No.	Qual
8260 MSV Low Level		Analytical Method: EPA 8260						
Acetone	ND ug/L		25.0	1		04/10/08 23:58	67-64-1	pH
Benzene	ND ug/L		1.0	1		04/10/08 23:58	71-43-2	
Bromochloromethane	ND ug/L		1.0	1		04/10/08 23:58	74-97-5	
Bromodichloromethane	20.4 ug/L		1.0	1		04/10/08 23:58	75-27-4	
Bromoform	7.5 ug/L		1.0	1		04/10/08 23:58	75-25-2	
Bromomethane	ND ug/L		5.0	1		04/10/08 23:58	74-83-9	
2-Butanone (MEK)	ND ug/L		5.0	1		04/10/08 23:58	78-93-3	
Carbon disulfide	ND ug/L		2.0	1		04/10/08 23:58	75-15-0	
Carbon tetrachloride	ND ug/L		1.0	1		04/10/08 23:58	56-23-5	
Chlorobenzene	ND ug/L		1.0	1		04/10/08 23:58	108-90-7	
Chloroethane	ND ug/L		1.0	1		04/10/08 23:58	75-00-3	
Chloroform	16.2 ug/L		1.0	1		04/10/08 23:58	67-66-3	
Chloromethane	ND ug/L		1.0	1		04/10/08 23:58	74-87-3	
Cyclohexane	ND ug/L		1.0	1		04/10/08 23:58	110-82-7	
1,2-Dibromo-3-chloropropane	ND ug/L		3.0	1		04/10/08 23:58	96-12-8	
Dibromochloromethane	19.4 ug/L		1.0	1		04/10/08 23:58	124-48-1	
1,2-Dibromoethane (EDB)	ND ug/L		1.0	1		04/10/08 23:58	106-93-4	
1,2-Dichlorobenzene	ND ug/L		1.0	1		04/10/08 23:58	95-50-1	
1,3-Dichlorobenzene	ND ug/L		1.0	1		04/10/08 23:58	541-73-1	
1,4-Dichlorobenzene	ND ug/L		1.0	1		04/10/08 23:58	106-46-7	
Dichlorodifluoromethane	ND ug/L		1.0	1		04/10/08 23:58	75-71-8	
1,1-Dichloroethane	ND ug/L		1.0	1		04/10/08 23:58	75-34-3	
1,2-Dichloroethane	ND ug/L		1.0	1		04/10/08 23:58	107-06-2	
1,1-Dichloroethene	ND ug/L		1.0	1		04/10/08 23:58	75-35-4	
cis-1,2-Dichloroethene	ND ug/L		1.0	1		04/10/08 23:58	156-59-2	
trans-1,2-Dichloroethene	ND ug/L		1.0	1		04/10/08 23:58	156-60-5	
1,2-Dichloropropane	ND ug/L		1.0	1		04/10/08 23:58	78-87-5	
cis-1,3-Dichloropropene	ND ug/L		1.0	1		04/10/08 23:58	10061-01-5	
trans-1,3-Dichloropropene	ND ug/L		1.0	1		04/10/08 23:58	10061-02-6	
1,4-Dioxane (p-Dioxane)	ND ug/L		150	1		04/10/08 23:58	123-91-1	
Ethylbenzene	ND ug/L		1.0	1		04/10/08 23:58	100-41-4	
2-Hexanone	ND ug/L		5.0	1		04/10/08 23:58	591-78-6	
Isopropylbenzene (Cumene)	ND ug/L		1.0	1		04/10/08 23:58	98-82-8	
Methyl acetate	ND ug/L		10.0	1		04/10/08 23:58	79-20-9	
Methylcyclohexane	ND ug/L		10.0	1		04/10/08 23:58	108-87-2	
Methylene Chloride	ND ug/L		2.0	1		04/10/08 23:58	75-09-2	
4-Methyl-2-pentanone (MIBK)	ND ug/L		5.0	1		04/10/08 23:58	108-10-1	
Methyl-tert-butyl ether	ND ug/L		1.0	1		04/10/08 23:58	1634-04-4	
Styrene	ND ug/L		1.0	1		04/10/08 23:58	100-42-5	
1,1,2,2-Tetrachloroethane	ND ug/L		1.0	1		04/10/08 23:58	79-34-5	
Tetrachloroethene	ND ug/L		1.0	1		04/10/08 23:58	127-18-4	
Toluene	ND ug/L		1.0	1		04/10/08 23:58	108-88-3	
1,2,3-Trichlorobenzene	ND ug/L		1.0	1		04/10/08 23:58	87-61-6	
1,2,4-Trichlorobenzene	ND ug/L		1.0	1		04/10/08 23:58	120-82-1	
1,1,1-Trichloroethane	ND ug/L		1.0	1		04/10/08 23:58	71-55-6	
1,1,2-Trichloroethane	ND ug/L		1.0	1		04/10/08 23:58	79-00-5	
Trichloroethene	ND ug/L		1.0	1		04/10/08 23:58	79-01-6	

Date: 04/17/2008 02:42 PM

REPORT OF LABORATORY ANALYSIS

Page 22 of 35

This report shall not be reproduced, except in full,
without the written consent of Pace Analytical Services, Inc..



ANALYTICAL RESULTS

Project: MCAS NEW RIVER

Pace Project No.: 9216331

Sample: TRIP BLANK		Lab ID: 9216331007	Collected: 03/28/08 00:00	Received: 03/29/08 10:00	Matrix: Water			
Parameters	Results	Units	Report Limit	DF	Prepared	Analyzed	CAS No.	Qual
8260 MSV Low Level		Analytical Method: EPA 8260						
Trichlorofluoromethane	ND	ug/L	1.0	1		04/10/08 23:58	75-69-4	
1,1,2-Trichlorotrifluoroethane	ND	ug/L	1.0	1		04/10/08 23:58	76-13-1	
Vinyl chloride	ND	ug/L	1.0	1		04/10/08 23:58	75-01-4	
m&p-Xylene	ND	ug/L	2.0	1		04/10/08 23:58	1330-20-7	
o-Xylene	ND	ug/L	1.0	1		04/10/08 23:58	95-47-6	
4-Bromofluorobenzene (S)	99 %		87-109	1		04/10/08 23:58	460-00-4	
Dibromofluoromethane (S)	100 %		85-115	1		04/10/08 23:58	1868-53-7	
1,2-Dichloroethane-d4 (S)	101 %		79-120	1		04/10/08 23:58	17060-07-0	
Toluene-d8 (S)	99 %		70-120	1		04/10/08 23:58	2037-26-5	

QUALITY CONTROL DATA

Project: MCAS NEW RIVER

Pace Project No.: 9216331

QC Batch: OEXT/2815 Analysis Method: EPA 8270 by SIM
 QC Batch Method: EPA 3535 Analysis Description: 8270 Water CPAH by SIM MSSV
 Associated Lab Samples: 9216331001, 9216331002, 9216331003, 9216331004, 9216331005, 9216331006

METHOD BLANK: 97021

Associated Lab Samples: 9216331001, 9216331002, 9216331003, 9216331004, 9216331005, 9216331006

Parameter	Units	Blank Result	Reporting Limit	Qualifiers
1-Methylnaphthalene	ug/L	ND	2.0	
2-Methylnaphthalene	ug/L	ND	2.0	
Acenaphthene	ug/L	ND	2.0	
Acenaphthylene	ug/L	ND	1.5	
Anthracene	ug/L	ND	0.050	
Benzo(a)anthracene	ug/L	ND	0.10	
Benzo(a)pyrene	ug/L	ND	0.20	
Benzo(b)fluoranthene	ug/L	ND	0.30	
Benzo(g,h,i)perylene	ug/L	ND	0.20	
Benzo(k)fluoranthene	ug/L	ND	0.20	
Chrysene	ug/L	ND	0.10	
Dibenz(a,h)anthracene	ug/L	ND	0.20	
Fluoranthene	ug/L	ND	0.30	
Fluorene	ug/L	ND	0.31	
Indeno(1,2,3-cd)pyrene	ug/L	ND	0.20	
Naphthalene	ug/L	ND	1.5	
Phenanthrene	ug/L	ND	0.20	
Pyrene	ug/L	ND	0.10	
2-Fluorobiphenyl (S)	%	62	50-150	
Nitrobenzene-d5 (S)	%	42	50-150	S0
Terphenyl-d14 (S)	%	67	50-150	

LABORATORY CONTROL SAMPLE: 97022

Parameter	Units	Spike Conc.	LCS Result	LCS % Rec	% Rec Limits	Qualifiers
1-Methylnaphthalene	ug/L	1	ND	77	50-150	
2-Methylnaphthalene	ug/L	1	ND	79	50-150	
Acenaphthene	ug/L	1	ND	71	50-150	
Acenaphthylene	ug/L	1	ND	67	50-150	
Anthracene	ug/L	1	0.72	72	50-150	
Benzo(a)anthracene	ug/L	1	0.65	65	50-150	
Benzo(a)pyrene	ug/L	1	0.68	68	50-150	
Benzo(b)fluoranthene	ug/L	1	0.70	70	50-150	
Benzo(g,h,i)perylene	ug/L	1	0.56	56	50-150	
Benzo(k)fluoranthene	ug/L	1	0.82	82	50-150	
Chrysene	ug/L	1	0.60	60	50-150	
Dibenz(a,h)anthracene	ug/L	1	0.50	50	50-150	
Fluoranthene	ug/L	1	0.69	69	50-150	
Fluorene	ug/L	1	0.70	70	50-150	
Indeno(1,2,3-cd)pyrene	ug/L	1	0.62	62	50-150	
Naphthalene	ug/L	1	ND	81	50-150	

Date: 04/17/2008 02:42 PM

REPORT OF LABORATORY ANALYSIS

Page 25 of 35

This report shall not be reproduced, except in full,
without the written consent of Pace Analytical Services, Inc..



QUALITY CONTROL DATA

Project: MCAS NEW RIVER

Pace Project No.: 9216331

LABORATORY CONTROL SAMPLE: 97022

Parameter	Units	Spike Conc.	LCS Result	LCS % Rec	% Rec Limits	Qualifiers
Phenanthrene	ug/L	1	0.71	71	50-150	
Pyrene	ug/L	1	0.67	67	50-150	
2-Fluorobiphenyl (S)	%			75	50-150	
Nitrobenzene-d5 (S)	%			48	50-150	S0
Terphenyl-d14 (S)	%			71	50-150	

MATRIX SPIKE SAMPLE: 97023

Parameter	Units	9216310001 Result	Spike Conc.	MS Result	MS % Rec	% Rec Limits	Qualifiers
1-Methylnaphthalene	ug/L	ND	2	ND	59	50-150	
2-Methylnaphthalene	ug/L	ND	2	ND	58	50-150	
Acenaphthene	ug/L	ND	2	ND	66	50-150	
Acenaphthylene	ug/L	ND	2	ND	53	50-150	
Anthracene	ug/L	ND	2	1.1	56	50-150	
Benzo(a)anthracene	ug/L	ND	2	1.0	50	50-150	
Benzo(a)pyrene	ug/L	ND	2	1.0	51	50-150	
Benzo(b)fluoranthene	ug/L	ND	2	1.0	50	50-150	
Benzo(g,h,i)perylene	ug/L	ND	2	0.44	22	50-150	M0
Benzo(k)fluoranthene	ug/L	ND	2	1.3	63	50-150	
Chrysene	ug/L	ND	2	0.66	33	50-150	M0
Dibenz(a,h)anthracene	ug/L	ND	2	ND	18	50-150	M0
Fluoranthene	ug/L	ND	2	1.1	54	50-150	
Fluorene	ug/L	ND	2	1.1	57	50-150	
Indeno(1,2,3-cd)pyrene	ug/L	ND	2	0.95	48	50-150	M0
Naphthalene	ug/L	ND	2	ND	62	50-150	
Phenanthrene	ug/L	ND	2	1.1	54	50-150	
Pyrene	ug/L	ND	2	1.1	56	50-150	
2-Fluorobiphenyl (S)	%				57	50-150	
Nitrobenzene-d5 (S)	%				37	50-150	S0
Terphenyl-d14 (S)	%				54	50-150	

QUALITY CONTROL DATA

Project: MCAS NEW RIVER

Pace Project No.: 9216331

METHOD BLANK: 99283

Associated Lab Samples: 9216331001, 9216331002, 9216331003, 9216331004, 9216331005, 9216331006

Parameter	Units	Blank Result	Reporting Limit	Qualifiers
o-Xylene	ug/L	ND	1.0	
Styrene	ug/L	ND	1.0	
Tetrachloroethene	ug/L	ND	1.0	
Toluene	ug/L	ND	1.0	
trans-1,2-Dichloroethene	ug/L	ND	1.0	
trans-1,3-Dichloropropene	ug/L	ND	1.0	
Trichloroethene	ug/L	ND	1.0	
Trichlorofluoromethane	ug/L	ND	1.0	
Vinyl chloride	ug/L	ND	1.0	
1,2-Dichloroethane-d4 (S)	%	108	79-120	
4-Bromofluorobenzene (S)	%	99	87-109	
Dibromofluoromethane (S)	%	104	85-115	
Toluene-d8 (S)	%	100	70-120	

LABORATORY CONTROL SAMPLE: 99284

Parameter	Units	Spike Conc.	LCS Result	LCS % Rec	% Rec Limits	Qualifiers
1,1,1-Trichloroethane	ug/L	50	65.4	131	80-129	L3
1,1,2,2-Tetrachloroethane	ug/L	50	58.2	116	73-127	
1,1,2-Trichloroethane	ug/L	50	58.7	117	77-123	
1,1,2-Trichlorotrifluoroethane	ug/L	50	66.8	134	69-140	
1,1-Dichloroethane	ug/L	50	59.1	118	76-129	
1,1-Dichloroethene	ug/L	50	62.6	125	78-146	
1,2,3-Trichlorobenzene	ug/L	50	66.0	132	70-150	
1,2,4-Trichlorobenzene	ug/L	50	57.9	116	68-127	
1,2-Dibromo-3-chloropropane	ug/L	50	59.7	119	65-128	
1,2-Dibromoethane (EDB)	ug/L	50	58.1	116	81-125	
1,2-Dichlorobenzene	ug/L	50	61.4	123	82-126	
1,2-Dichloroethane	ug/L	50	62.7	125	72-126	
1,2-Dichloropropane	ug/L	50	58.2	116	80-127	
1,3-Dichlorobenzene	ug/L	50	59.3	119	82-124	
1,4-Dichlorobenzene	ug/L	50	60.0	120	79-125	
1,4-Dioxane (p-Dioxane)	ug/L	1000	1120	112	50-150	
2-Butanone (MEK)	ug/L	100	129	129	50-134	
2-Hexanone	ug/L	100	131	131	58-138	
4-Methyl-2-pentanone (MIBK)	ug/L	100	122	122	70-131	
Acetone	ug/L	100	159	159	50-146	L3
Benzene	ug/L	50	63.0	126	78-128	
Bromochloromethane	ug/L	50	59.8	120	73-124	
Bromodichloromethane	ug/L	50	59.5	119	81-125	
Bromoform	ug/L	50	57.7	115	71-125	
Bromomethane	ug/L	50	51.1	102	50-150	
Carbon disulfide	ug/L	50	66.3	133	54-150	
Carbon tetrachloride	ug/L	50	63.6	127	81-137	
Chlorobenzene	ug/L	50	61.1	122	82-126	

Date: 04/17/2008 02:42 PM

REPORT OF LABORATORY ANALYSIS

Page 29 of 35

This report shall not be reproduced, except in full,
without the written consent of Pace Analytical Services, Inc..



QUALITY CONTROL DATA

Project: MCAS NEW RIVER

Pace Project No.: 9216331

LABORATORY CONTROL SAMPLE: 99284

Parameter	Units	Spike Conc.	LCS Result	LCS % Rec	% Rec Limits	Qualifiers
Chloroethane	ug/L	50	57.7	115	69-140	
Chloroform	ug/L	50	62.1	124	77-129	
Chloromethane	ug/L	50	49.9	100	54-139	
cis-1,2-Dichloroethene	ug/L	50	66.6	133	76-133	
cis-1,3-Dichloropropene	ug/L	50	59.7	119	76-127	
Cyclohexane	ug/L	50	67.5	135	50-150	
Dibromochloromethane	ug/L	50	58.2	116	77-125	
Dichlorodifluoromethane	ug/L	50	56.6	113	50-150	
Ethylbenzene	ug/L	50	62.2	124	80-127	
Isopropylbenzene (Cumene)	ug/L	50	62.9	126	84-135	
m&p-Xylene	ug/L	100	127	127	82-127	
Methyl acetate	ug/L	50	56.6	113	50-150	
Methyl-tert-butyl ether	ug/L	50	63.5	127	71-130	
Methylcyclohexane	ug/L	50	60.7	121	50-150	
Methylene Chloride	ug/L	50	60.2	120	67-133	
o-Xylene	ug/L	50	61.0	122	83-124	
Styrene	ug/L	50	62.0	124	80-130	
Tetrachloroethene	ug/L	50	56.9	114	78-128	
Toluene	ug/L	50	62.5	125	76-126	
trans-1,2-Dichloroethene	ug/L	50	54.5	109	78-134	
trans-1,3-Dichloropropene	ug/L	50	59.1	118	75-125	
Trichloroethene	ug/L	50	62.7	125	79-127	
Trichlorofluoromethane	ug/L	50	62.0	124	76-148	
Vinyl chloride	ug/L	50	68.7	137	67-143	
1,2-Dichloroethane-d4 (S)	%			105	79-120	
4-Bromofluorobenzene (S)	%			97	87-109	
Dibromofluoromethane (S)	%			103	85-115	
Toluene-d8 (S)	%			100	70-120	

QUALITY CONTROL DATA

Project: MCAS NEW RIVER

Pace Project No.: 9216331

QC Batch: MSV/3077

Analysis Method: EPA 8260

QC Batch Method: EPA 8260

Analysis Description: 8260 MSV Low Level

Associated Lab Samples: 9216331007

METHOD BLANK: 99861

Associated Lab Samples: 9216331007

Parameter	Units	Blank Result	Reporting Limit	Qualifiers
1,1,1-Trichloroethane	ug/L	ND	1.0	
1,1,2,2-Tetrachloroethane	ug/L	ND	1.0	
1,1,2-Trichloroethane	ug/L	ND	1.0	
1,1,2-Trichlorotrifluoroethane	ug/L	ND	1.0	
1,1-Dichloroethane	ug/L	ND	1.0	
1,1-Dichloroethene	ug/L	ND	1.0	
1,2,3-Trichlorobenzene	ug/L	ND	1.0	
1,2,4-Trichlorobenzene	ug/L	ND	1.0	
1,2-Dibromo-3-chloropropane	ug/L	ND	3.0	
1,2-Dibromoethane (EDB)	ug/L	ND	1.0	
1,2-Dichlorobenzene	ug/L	ND	1.0	
1,2-Dichloroethane	ug/L	ND	1.0	
1,2-Dichloropropane	ug/L	ND	1.0	
1,3-Dichlorobenzene	ug/L	ND	1.0	
1,4-Dichlorobenzene	ug/L	ND	1.0	
1,4-Dioxane (p-Dioxane)	ug/L	ND	150	
2-Butanone (MEK)	ug/L	ND	5.0	
2-Hexanone	ug/L	ND	5.0	
4-Methyl-2-pentanone (MIBK)	ug/L	ND	5.0	
Acetone	ug/L	ND	25.0	
Benzene	ug/L	ND	1.0	
Bromochloromethane	ug/L	ND	1.0	
Bromodichloromethane	ug/L	ND	1.0	
Bromoform	ug/L	ND	1.0	
Bromomethane	ug/L	ND	5.0	
Carbon disulfide	ug/L	ND	2.0	
Carbon tetrachloride	ug/L	ND	1.0	
Chlorobenzene	ug/L	ND	1.0	
Chloroethane	ug/L	ND	1.0	
Chloroform	ug/L	ND	1.0	
Chloromethane	ug/L	ND	1.0	
cis-1,2-Dichloroethene	ug/L	ND	1.0	
cis-1,3-Dichloropropene	ug/L	ND	1.0	
Cyclohexane	ug/L	ND	1.0	
Dibromochloromethane	ug/L	ND	1.0	
Dichlorodifluoromethane	ug/L	ND	1.0	
Ethylbenzene	ug/L	ND	1.0	
Isopropylbenzene (Cumene)	ug/L	ND	1.0	
m&p-Xylene	ug/L	ND	2.0	
Methyl acetate	ug/L	ND	10.0	
Methyl-tert-butyl ether	ug/L	ND	1.0	
Methylcyclohexane	ug/L	ND	10.0	
Methylene Chloride	ug/L	ND	2.0	

Date: 04/17/2008 02:42 PM

REPORT OF LABORATORY ANALYSIS

Page 31 of 35

This report shall not be reproduced, except in full,
without the written consent of Pace Analytical Services, Inc..



QUALITY CONTROL DATA

Project: MCAS NEW RIVER

Pace Project No.: 9216331

METHOD BLANK: 99861

Associated Lab Samples: 9216331007

Parameter	Units	Blank Result	Reporting Limit	Qualifiers
o-Xylene	ug/L	ND	1.0	
Styrene	ug/L	ND	1.0	
Tetrachloroethene	ug/L	ND	1.0	
Toluene	ug/L	ND	1.0	
trans-1,2-Dichloroethene	ug/L	ND	1.0	
trans-1,3-Dichloropropene	ug/L	ND	1.0	
Trichloroethene	ug/L	ND	1.0	
Trichlorofluoromethane	ug/L	ND	1.0	
Vinyl chloride	ug/L	ND	1.0	
1,2-Dichloroethane-d4 (S)	%	98	79-120	
4-Bromofluorobenzene (S)	%	98	87-109	
Dibromofluoromethane (S)	%	98	85-115	
Toluene-d8 (S)	%	99	70-120	

LABORATORY CONTROL SAMPLE: 99862

Parameter	Units	Spike Conc.	LCS Result	LCS % Rec	% Rec Limits	Qualifiers
1,1,1-Trichloroethane	ug/L	50	61.2	122	80-129	
1,1,2,2-Tetrachloroethane	ug/L	50	58.2	116	73-127	
1,1,2-Trichloroethane	ug/L	50	59.2	118	77-123	
1,1,2-Trichlorotrifluoroethane	ug/L	50	64.5	129	69-140	
1,1-Dichloroethane	ug/L	50	63.0	126	76-129	
1,1-Dichloroethene	ug/L	50	63.4	127	78-146	
1,2,3-Trichlorobenzene	ug/L	50	61.7	123	70-150	
1,2,4-Trichlorobenzene	ug/L	50	59.6	119	68-127	
1,2-Dibromo-3-chloropropane	ug/L	50	50.8	102	65-128	
1,2-Dibromoethane (EDB)	ug/L	50	60.7	121	81-125	
1,2-Dichlorobenzene	ug/L	50	62.2	124	82-126	
1,2-Dichloroethane	ug/L	50	59.0	118	72-126	
1,2-Dichloropropane	ug/L	50	63.3	127	80-127	
1,3-Dichlorobenzene	ug/L	50	59.7	119	82-124	
1,4-Dichlorobenzene	ug/L	50	60.4	121	79-125	
1,4-Dioxane (p-Dioxane)	ug/L	1000	1050	105	50-150	
2-Butanone (MEK)	ug/L	100	123	123	50-134	
2-Hexanone	ug/L	100	128	128	58-138	
4-Methyl-2-pentanone (MIBK)	ug/L	100	129	129	70-131	
Acetone	ug/L	100	133	133	50-146	
Benzene	ug/L	50	61.6	123	78-128	
Bromochloromethane	ug/L	50	58.4	117	73-124	
Bromodichloromethane	ug/L	50	57.5	115	81-125	
Bromoform	ug/L	50	56.3	113	71-125	
Bromomethane	ug/L	50	77.1	154	50-150 L3	
Carbon disulfide	ug/L	50	69.2	138	54-150	
Carbon tetrachloride	ug/L	50	62.1	124	81-137	
Chlorobenzene	ug/L	50	62.2	124	82-126	

QUALITY CONTROL DATA

Project: MCAS NEW RIVER

Pace Project No.: 9216331

LABORATORY CONTROL SAMPLE: 99862

Parameter	Units	Spike Conc.	LCS Result	LCS % Rec	% Rec Limits	Qualifiers
Chloroethane	ug/L	50	68.4	137	69-140	
Chloroform	ug/L	50	62.6	125	77-129	
Chloromethane	ug/L	50	65.9	132	54-139	
cis-1,2-Dichloroethene	ug/L	50	60.9	122	76-133	
cis-1,3-Dichloropropene	ug/L	50	57.1	114	76-127	
Cyclohexane	ug/L	50	69.0	138	50-150	
Dibromochloromethane	ug/L	50	56.4	113	77-125	
Dichlorodifluoromethane	ug/L	50	69.5	139	50-150	
Ethylbenzene	ug/L	50	61.5	123	80-127	
Isopropylbenzene (Cumene)	ug/L	50	60.8	122	84-135	
m&p-Xylene	ug/L	100	122	122	82-127	
Methyl acetate	ug/L	50	53.4	107	50-150	
Methyl-tert-butyl ether	ug/L	50	62.3	125	71-130	
Methylcyclohexane	ug/L	50	61.8	124	50-150	
Methylene Chloride	ug/L	50	60.0	120	67-133	
o-Xylene	ug/L	50	60.2	120	83-124	
Styrene	ug/L	50	62.1	124	80-130	
Tetrachloroethene	ug/L	50	58.6	117	78-128	
Toluene	ug/L	50	59.1	118	76-126	
trans-1,2-Dichloroethene	ug/L	50	57.6	115	78-134	
trans-1,3-Dichloropropene	ug/L	50	56.5	113	75-125	
Trichloroethene	ug/L	50	60.6	121	79-127	
Trichlorofluoromethane	ug/L	50	65.4	131	76-148	
Vinyl chloride	ug/L	50	76.2	152	67-143 L3	
1,2-Dichloroethane-d4 (S)	%			98	79-120	
4-Bromofluorobenzene (S)	%			99	87-109	
Dibromofluoromethane (S)	%			100	85-115	
Toluene-d8 (S)	%			101	70-120	

MATRIX SPIKE & MATRIX SPIKE DUPLICATE: 99863

99864

Parameter	Units	9216949001		MS		MSD		MS		MSD		% Rec Limits	RPD	Qual
		Result	Conc.	Spike Conc.	Conc.	Result	Result	% Rec	% Rec					
1,1-Dichloroethene	ug/L	ND	50	50	58.5	57.4	117	115	60-150	2				
Benzene	ug/L	ND	50	50	61.4	61.5	123	123	74-136	.003				
Chlorobenzene	ug/L	ND	50	50	62.9	62.8	126	126	79-135	.2				
Toluene	ug/L	ND	50	50	57.9	58.1	116	116	73-131	.3				
Trichloroethene	ug/L	ND	50	50	59.2	58.7	118	117	73-131	.9				
1,2-Dichloroethane-d4 (S)	%						100	98	79-120					
4-Bromofluorobenzene (S)	%						99	98	87-109					
Dibromofluoromethane (S)	%						97	96	85-115					
Toluene-d8 (S)	%						99	99	70-120					

QUALIFIERS

Project: MCAS NEW RIVER

Pace Project No.: 9216331

DEFINITIONS

DF - Dilution Factor, if reported, represents the factor applied to the reported data due to changes in sample preparation, dilution of the sample aliquot, or moisture content.

ND - Not Detected at or above adjusted reporting limit.

J - Estimated concentration above the adjusted method detection limit and below the adjusted reporting limit.

MDL - Adjusted Method Detection Limit.

S - Surrogate

1,2-Diphenylhydrazine (8270 listed analyte) decomposes to Azobenzene.

Consistent with EPA guidelines, unrounded data are displayed and have been used to calculate % recovery and RPD values.

LCS(D) - Laboratory Control Sample (Duplicate)

MS(D) - Matrix Spike (Duplicate)

DUP - Sample Duplicate

RPD - Relative Percent Difference

NC - Not Calculable.

Pace Analytical is NELAP accredited. Contact your Pace PM for the current list of accredited analytes.

LABORATORIES

PASI-C Pace Analytical Services - Charlotte

ANALYTE QUALIFIERS

B- Analyte detected in method blank but was not detected in the associated samples.

L3 Analyte recovery in the laboratory control sample (LCS) exceeded QC limits. Analyte presence below reporting limits in associated samples. Results unaffected by high bias.

M0 Matrix spike recovery was outside laboratory control limits.

S0 Surrogate recovery outside laboratory control limits.

pH Post-analysis pH measurement indicates insufficient VOA sample preservation.

QUALITY CONTROL DATA CROSS REFERENCE TABLE

Project: MCAS NEW RIVER

Pace Project No.: 9216331

Lab ID	Sample ID	QC Batch Method	QC Batch	Analytical Method	Analytical Batch
9216331001	MW-12	MADEP VPH	GCV/1897		
9216331002	MW-13	MADEP VPH	GCV/1897		
9216331003	MW-4	MADEP VPH	GCV/1897		
9216331004	MW-4 DUP	MADEP VPH	GCV/1897		
9216331005	ER01	MADEP VPH	GCV/1897		
9216331006	ER02	MADEP VPH	GCV/1897		
9216331001	MW-12	EPA 3535	OEXT/2815	EPA 8270 by SIM	MSSV/1617
9216331002	MW-13	EPA 3535	OEXT/2815	EPA 8270 by SIM	MSSV/1617
9216331003	MW-4	EPA 3535	OEXT/2815	EPA 8270 by SIM	MSSV/1617
9216331004	MW-4 DUP	EPA 3535	OEXT/2815	EPA 8270 by SIM	MSSV/1617
9216331005	ER01	EPA 3535	OEXT/2815	EPA 8270 by SIM	MSSV/1617
9216331006	ER02	EPA 3535	OEXT/2815	EPA 8270 by SIM	MSSV/1617
9216331001	MW-12	MADEP EPH	OEXT/2818	MADEP EPH	GCSV/2550
9216331002	MW-13	MADEP EPH	OEXT/2818	MADEP EPH	GCSV/2550
9216331003	MW-4	MADEP EPH	OEXT/2818	MADEP EPH	GCSV/2550
9216331004	MW-4 DUP	MADEP EPH	OEXT/2818	MADEP EPH	GCSV/2550
9216331005	ER01	MADEP EPH	OEXT/2818	MADEP EPH	GCSV/2550
9216331006	ER02	MADEP EPH	OEXT/2818	MADEP EPH	GCSV/2550
9216331001	MW-12	EPA 8260	MSV/3066		
9216331002	MW-13	EPA 8260	MSV/3066		
9216331003	MW-4	EPA 8260	MSV/3066		
9216331004	MW-4 DUP	EPA 8260	MSV/3066		
9216331005	ER01	EPA 8260	MSV/3066		
9216331006	ER02	EPA 8260	MSV/3066		
9216331007	TRIP BLANK	EPA 8260	MSV/3077		